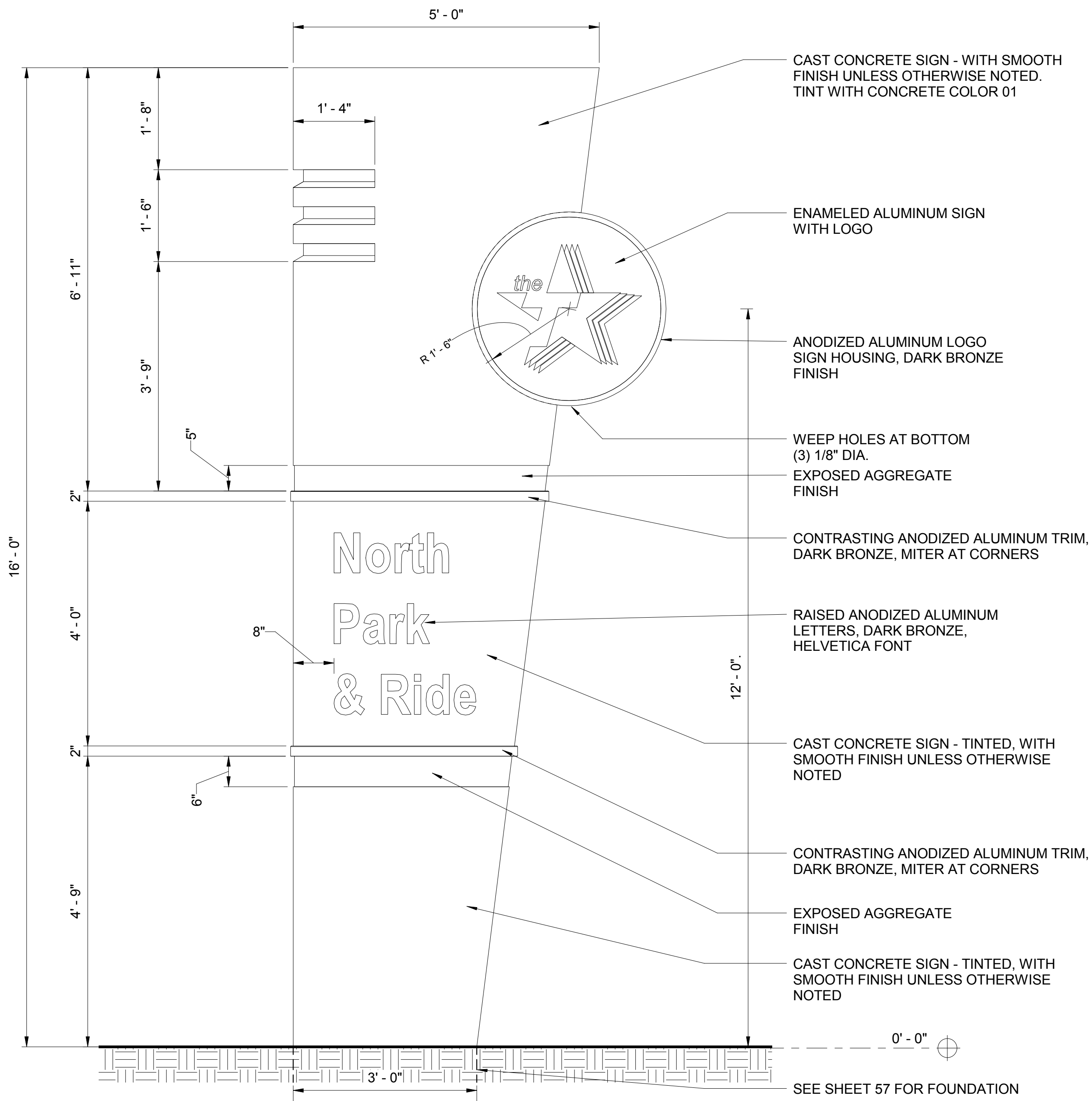


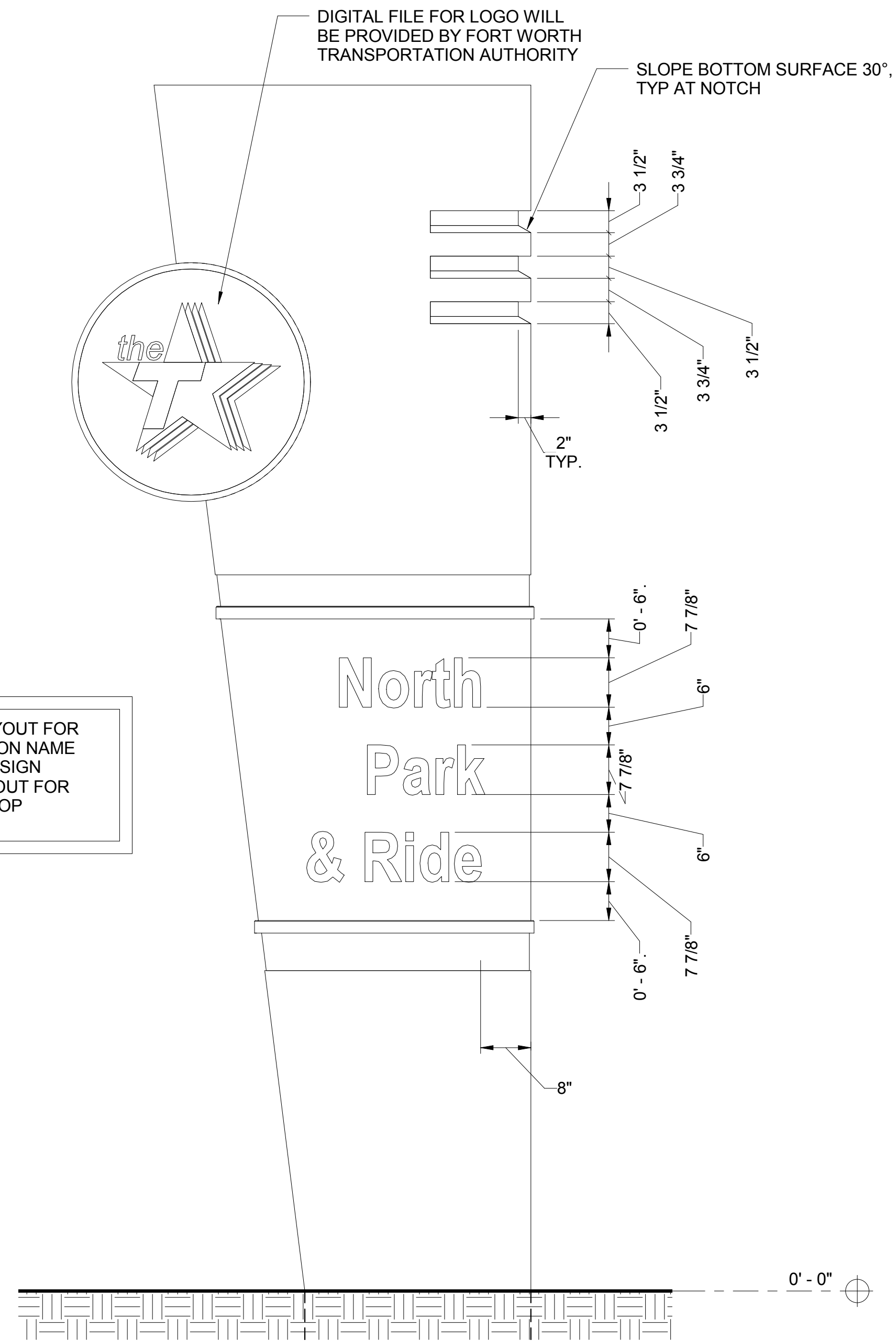
1/7/2016 11:11:21 AM

C:\Users\p0075050\Documents\Park and Ride - CONCRETE Sign - FINAL - Central_MTSAI-6264403407.rvt


1 FRONT VIEW ELEVATION
AX0-0051
3/4" = 1'-0"



2 BACK VIEW ELEVATION
AX0-0051
3/4" = 1'-0"



△									
△									
△									
△									
△									
△									
REV	DATE	DESCRIPTION	BY	ENG	CHK	APP			



PARSONS
TBPE REGISTRATION NO. F-1481

TranSystems
TBPE REGISTRATION NO. F-3557

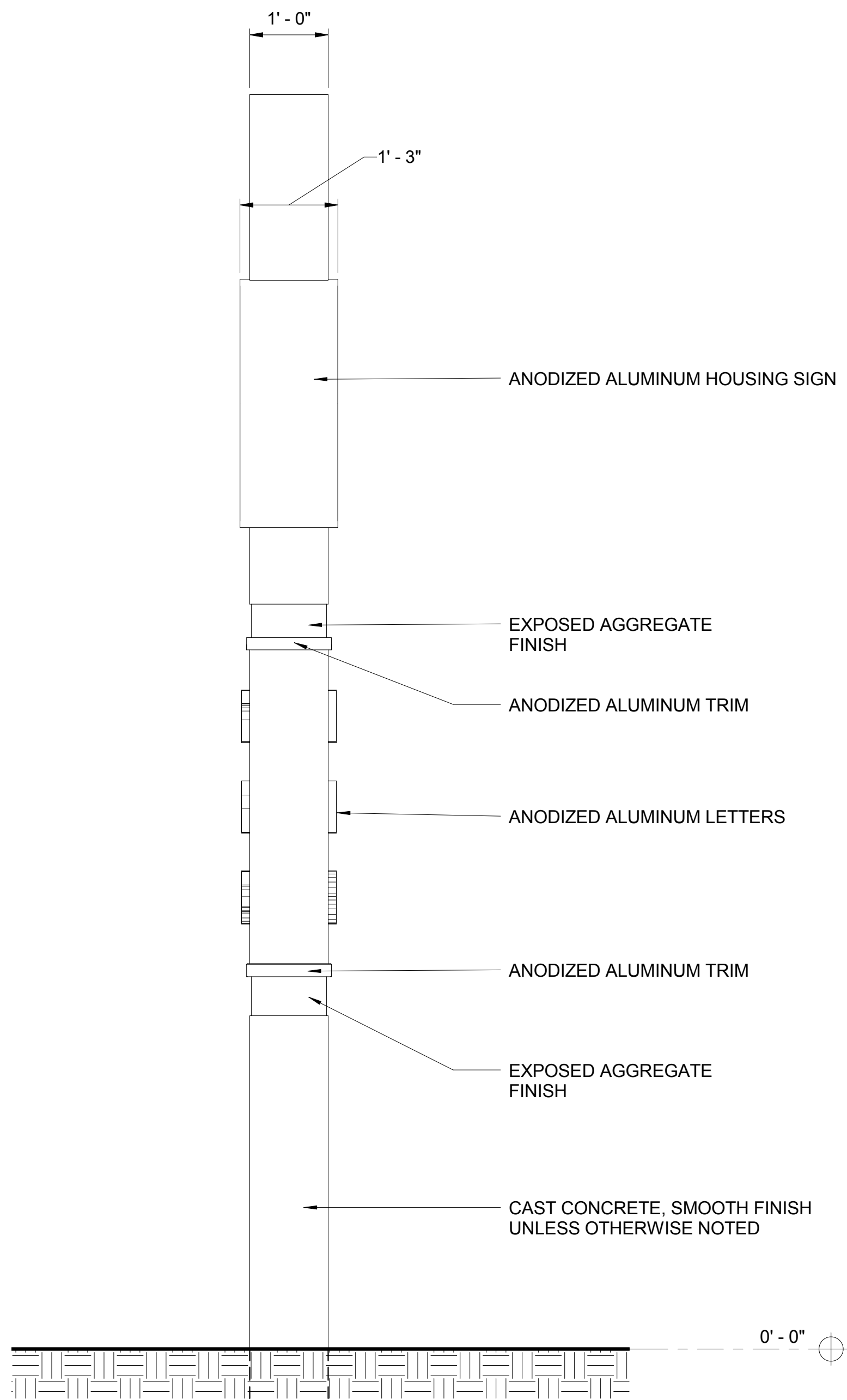
the
FORT WORTH
TRANSPORTATION AUTHORITY

SCALE AS SHOWN	TEX RAIL PROJECT GENERAL SIGNAGE ENTRANCE SIGN FRONT AND BACK ELEVATIONS		
DRAWN CCG			
DESIGNED RS			
CHECKED K. ARMSTRONG			
IN CHARGE C. MASTERS			
DATE 1/08/15			
ISSUED FOR CONSTRUCTION	SHEET No. 3265	DWG No. AX0-0051	REV

C:\Users\p0075050\Documents\Park and Ride - CONCRETE Sign - FINAL - Central_MTSAI-6264403407.rvt

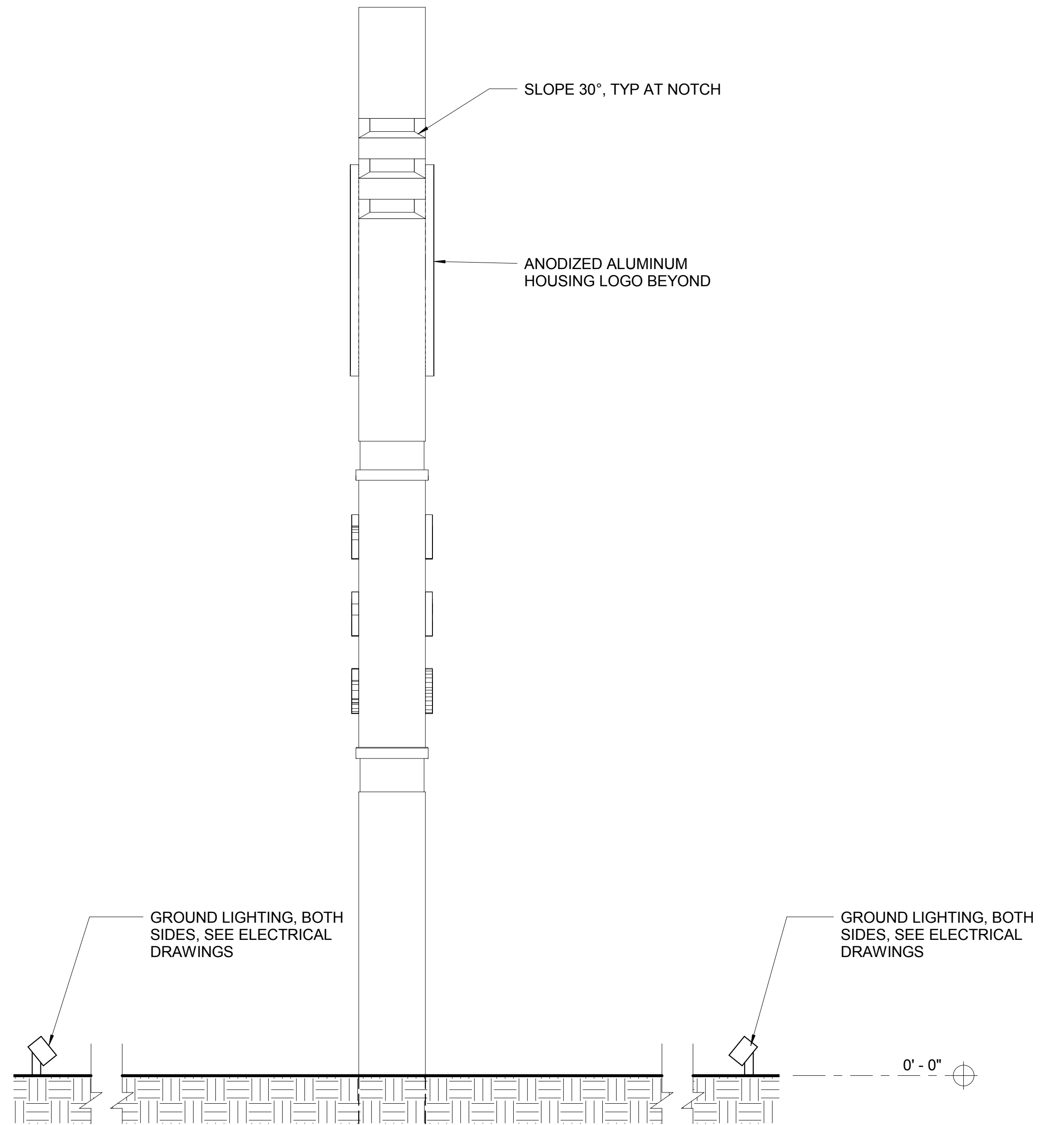
1/7/2016 11:11:22 AM

C:\Users\p0075056\Documents\Park and Ride - CONCRETE Sign - FINAL - Central_MTSAI-6264403407.rvt




1 SIDE ELEVATION 1
AX0-0052 3/4" = 1'-0"

PER MEETING WITH THE-T ON 9/11/15, FURTHER DEVELOPMENT IS PENDING DIRECTION ON CAST IN PLACE CONCRETE OR RE-DESIGN FOR METAL PANEL CLADDING ON A STEEL FRAME.



2 SIDE ELEVATION 2
AX0-0052 3/4" = 1'-0"

△						
△						
△						
△						
△						
△						
REV	DATE	DESCRIPTION	BY	ENG	CHK	APP



TBPE REGISTRATION NO. F-17385

PARSONS

TBPE REGISTRATION NO. F-1481

TranSystems

TBPE REGISTRATION NO. F-3557



SCALE		<div>TEX RAIL PROJECT</div> <div>GENERAL</div> <div>SIGNAGE</div> <div>ENTRANCE SIGN</div> <div>SIDE ELEVATIONS</div>		
AS SHOWN				
DRAWN	CCG			
DESIGNED	RS			
CHECKED	K. ARMSTRONG			
IN CHARGE	C. MASTERS			
DATE				
1/08/15				
ISSUED FOR CONSTRUCTION		SHEET No. 3266	DWG No. AX0-0052	REV

C:\Users\p0075056\Documents\Park and Ride - CONCRETE Sign - FINAL - Central_MTSAI-6264403407.rvt