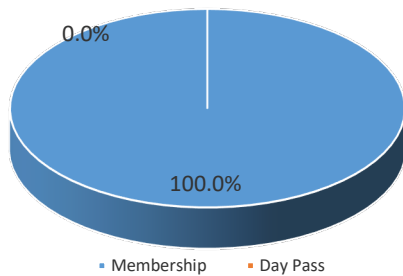
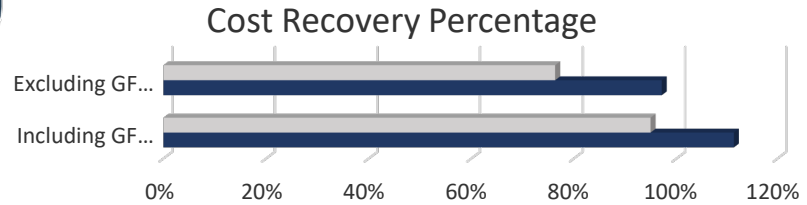
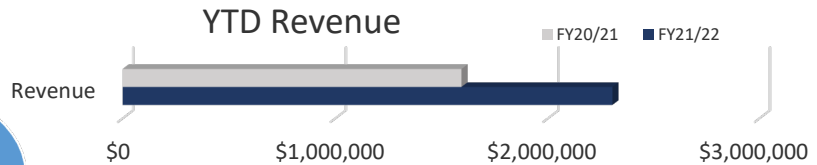
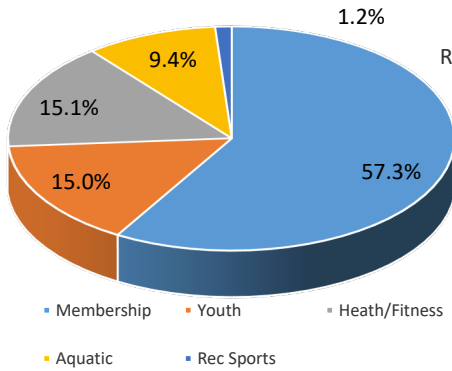


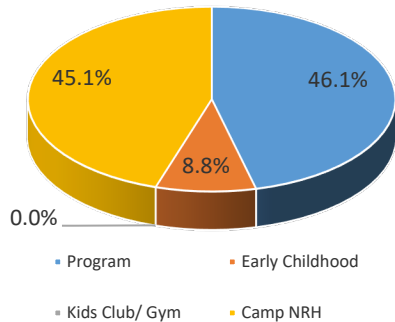
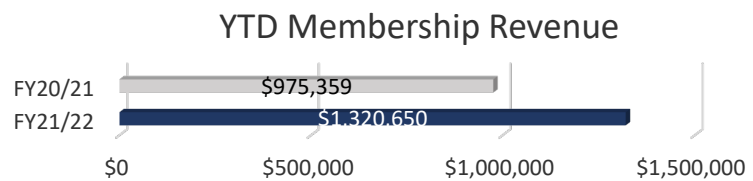
# Community Service Report: NRH Centre

August-22

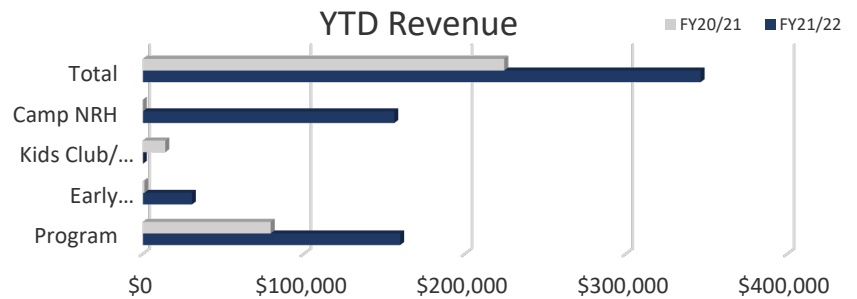
## NRH Centre Revenue



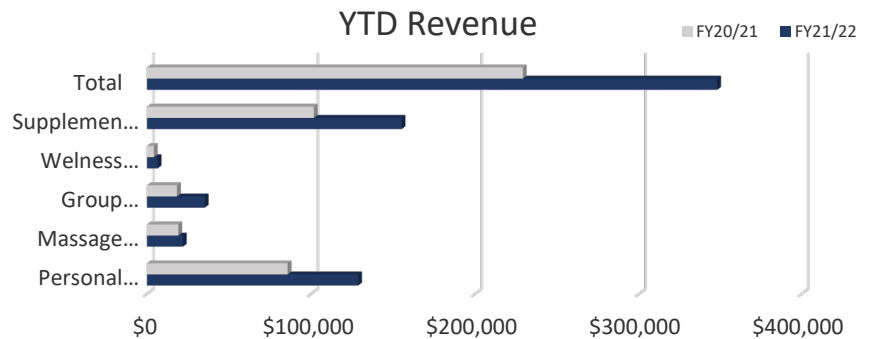
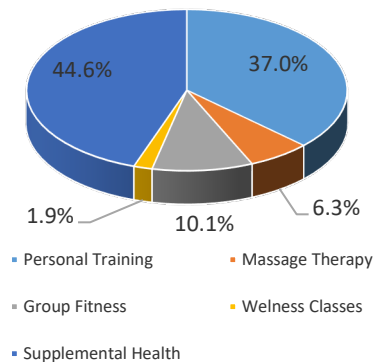
## Membership



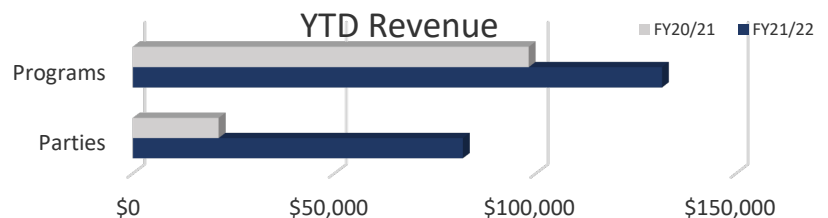
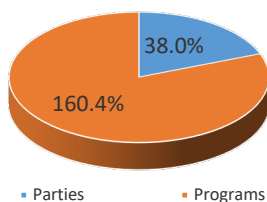
## Youth



## Health / Fitness



## Aquatics



Indicator	Month to Month		YTD	
	August-22	August-21	FY21/22	FY20/21
Total Facility Revenue (excludes GF Contribution and Grand Hall Revenue)	\$191,305	\$156,243	\$2,303,728	\$1,593,426
Cost Recovery excluding GF Contribution			97.1%	76.3%
Cost Recovery including GF Contribution			111.4%	94.9%
<b>Membership Total Revenue</b>	<b>\$115,020</b>	<b>\$98,797</b>	<b>\$1,320,650</b>	<b>\$975,359</b>
Total # of Individual Memberships	1,535	1,205		
Total # of Family Memberships	1,946	1,389		
Total # Membership Scans	24,108	15,758	232,360	136,339
Total Attendance	41,880	30,871	387,676	230,892
Average Daily Attendance	1,351	996	1,164	691
<b>Total Youth Revenue</b>	<b>\$27,279</b>	<b>\$7,524</b>	<b>\$346,458</b>	<b>\$224,443</b>
Youth Program Revenue	\$26,449	\$6,904	\$159,843	\$79,330
Youth Program Participation	270	64	1814	961
Early Childhood Development	\$0	\$30	\$30,447	\$13,895
Camp NRH Revenue	\$830	\$590	\$156,168	\$131,218
Camp NRH Participation	96	77	987	830
<b>Health/Fitness Total Revenue</b>	<b>\$38,037</b>	<b>\$33,430</b>	<b>\$347,754</b>	<b>\$229,155</b>
Personal Training	\$12,620	\$11,871	\$128,765	\$85,749
Massage Therapy	\$2,214	\$3,046	\$21,939	\$19,138
Group Fitness	\$3,795	\$2,375	\$35,260	\$18,267
Wellness Classes	\$945	\$435	\$6,519	\$4,235
Supplemental Health Revenue	\$18,463	\$15,702	\$155,271	\$101,767
<b>Aquatic Total Revenue</b>	<b>\$6,640</b>	<b>\$4,368</b>	<b>\$215,586</b>	<b>\$130,894</b>
Aquatic Birthday Parties	\$6,632	\$970	\$81,885	\$21,283
Aquatic Programs	\$8	\$3,398	\$131,336	\$98,215
<b>Rec Sports Total Revenue</b>	<b>\$27,099</b>	<b>\$16,779</b>	<b>\$27,099</b>	<b>\$16,779</b>

### NRH Centre Highlights

Total facility revenues for the month came in at \$191,305 improving over PY revenues by \$35,062 or 22%. YTD cost recovery sits at 97% without GF contributions and 111% w/ GF contributions.

### Membership Highlights

The NRH Centre's membership mix is back to pre-pandemic levels with a little over 55% of the membership base coming from family packages.

### Youth Highlights

Another strong month for youth programming bringing in \$26,449; YTD youth revenues have brought in a new record of \$159,843 improving over PY by \$80,513 or 102%

### Health/Fitness Highlights

Fitness revenues have continued to climb with a nice bounce back year in personal training improving over PY by \$43,016 or 50%. Supplemental Insurance memberships are also gaining ground improving over PY revenues by 53%.

### Aquatic Highlights

There were no group or private swim lesson sessions for the month of August. Nice bump in party rentals bringing in \$6,632 in total revenues an improvement of 583%.