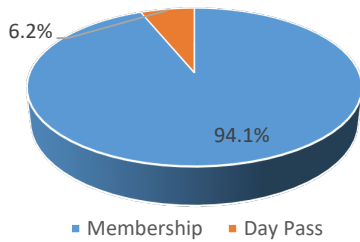
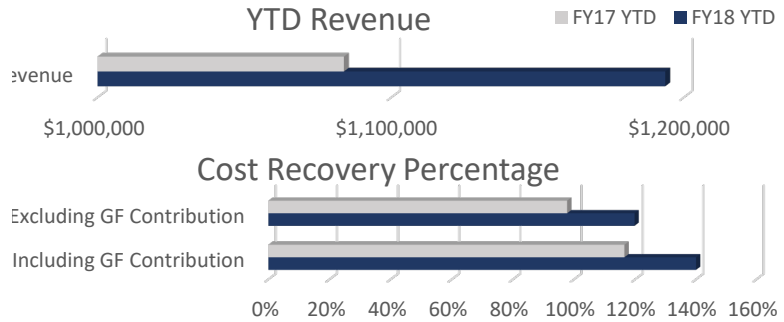
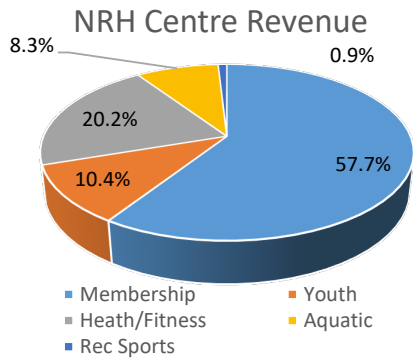
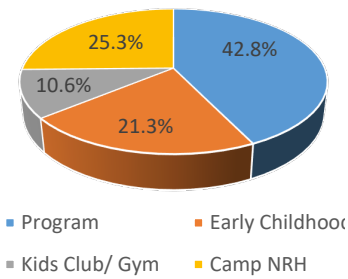
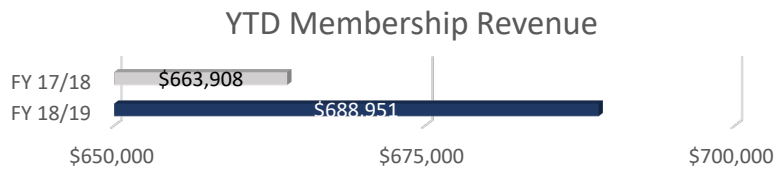


# Community Service Report: NRH Centre

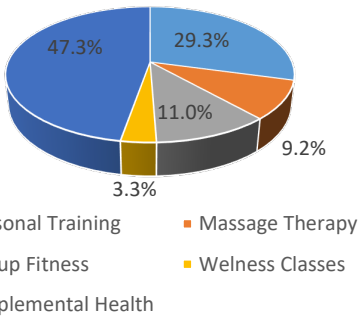
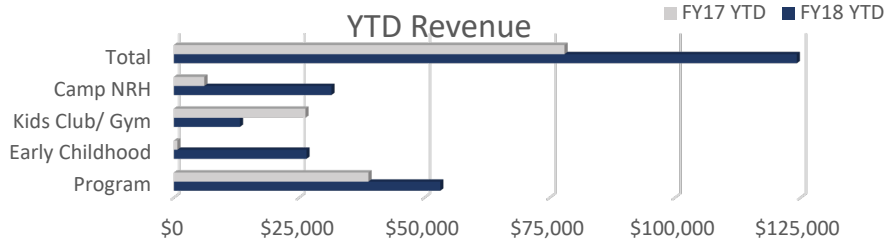
March 2019



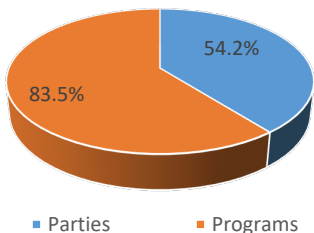
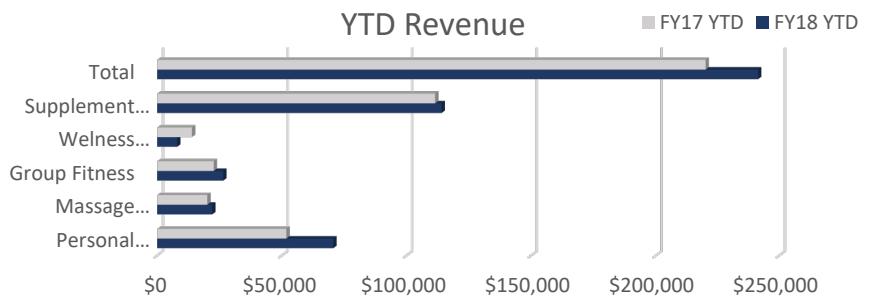
## Membership



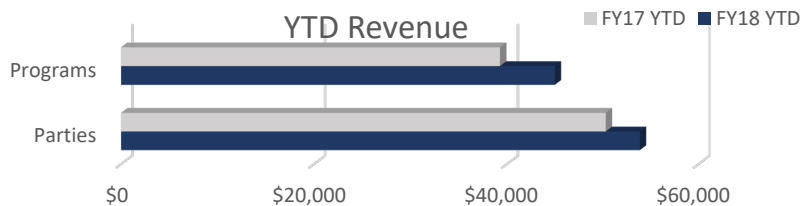
## Youth



## Health / Fitness



## Aquatics



Indicator	March 2019	March 2018	FY18 YTD	FY17 YTD
Total Facility Revenue (excludes GF Contribution and Grand Hall Revenue)	\$246,600	\$246,485	\$1,193,581	\$1,083,856
Cost Recovery excluding GF Contribution	136.5%	121.5%	119.8%	97.7%
Cost Recovery including GF Contribution	155.4%	139.5%	140.0%	116.5%
<b>Membership Total Revenue</b>	<b>\$136,839</b>	<b>\$144,594</b>	<b>\$688,951</b>	<b>\$663,908</b>
Day Passes	\$17,576	\$17,541	\$40,491	\$46,666
Total # of Individual Memberships	1,268	1,264		
Total # of Family Memberships	1,714	1,606		
Total # of Members	8,885	8,454		
Total # Membership Scans	17,249	18,546	95,155	97,989
NRH Memberships Sold	311	336	1,787	1,786
Total Attendance	37,634	36,336	191,872	192,783
Average Daily Attendance	1,214	1,172	1,048	1,058
<b>Total Youth Revenue</b>	<b>\$22,272</b>	<b>\$28,075</b>	<b>\$124,258</b>	<b>\$77,941</b>
Youth Program Revenue	\$9,520	\$15,092	\$53,161	\$38,813
Youth Program Participation	124	216	717	692
Early Childhood Development	\$4,100	\$4,610	\$26,465	\$26,250
Kids Club / Gym Rentals	\$2,502	\$1,713	\$13,193	\$6,068
Camp NRH Revenue	\$6,150	\$6,660	\$31,440	\$6,810
Camp NRH Participation	0	0	0	0
<b>Health/Fitness Total Revenue</b>	<b>\$53,301</b>	<b>\$42,433</b>	<b>\$241,389</b>	<b>\$220,055</b>
Personal Training	\$14,280	\$10,648	\$70,660	\$51,807
Massage Therapy	\$3,179	\$1,233	\$22,092	\$20,133
Group Fitness	\$4,222	\$3,591	\$26,522	\$22,691
Wellness Classes	\$2,585	\$3,845	\$8,020	\$13,958
Supplemental Health Revenue	\$29,035	\$23,116	\$114,095	\$111,466
Adult Program Participation	1,677	2,058	9,946	11,779
<b>Aquatic Total Revenue</b>	<b>\$28,143</b>	<b>\$25,601</b>	<b>\$99,337</b>	<b>\$89,997</b>
Aquatic Birthday Parties	\$13,300	\$11,543	\$53,831	\$50,248
Aquatic Programs	\$14,843	\$13,909	\$44,966	\$39,284
<b>Rec Sports Total Revenue</b>	<b>\$2,425</b>	<b>\$1,270</b>	<b>\$10,550</b>	<b>\$10,515</b>

### NRH Centre Highlights

March 2019 NRH Centre revenues came in at \$246,600, running flat to Prior Year actuals. YTD total revenues currently sit at \$1,193,581. an improvement of \$109,725 or 10.1% over PY numbers

### Membership Highlights

311 memberships sold for the month of March, falling slightly behind last year's 336 memberships sold; Total Membership revenues for the month came in at \$136,839 falling short of PY revenues by \$7,755.

### Youth Highlights

The NRH Centre brought in \$22,272 in youth revenues for the month of March.

### Health/Fitness Highlights

Health and Wellness Revenues saw nice growth in personal training (increase of 34%), massage revenues (increase of 158%) and Group Fitness revenues (increase of 18% growth)

### Aquatic Highlights

March Aquatic Party revenues came in at 13,300 improving on PY by 15.2% and Aquatic Program revenue came in at \$14,843 improving on PY by 6.7%

# Upcoming Events

11-Mar	Camp NRH Spring Break Camp Begins	NRH Centre
11-Mar	Spring Break Art Camp Begins	NRH Centre
23-Mar	Learn to Swim Saturdays - Session 2 Begins	NRH Centre
29-Mar	Family Movie Night (Ferris Buehler's Day Off)	NRH Centre
2-Apr	Learn to Swim - Session 4 Begins	NRH Centre
2-Apr	Mayor's Bike Ride - 6pm	NRH20
6-Apr	Mayor's 5k Run & Walk	NRH Centre
6-Apr	Maker Fest	NRH Centre
13-Apr	Easter in the Park	Green Valley
20-Apr	Underwater Egg Hunt	NRH Centre
29-Apr	Learn to Swim - Session 5 Begins	NRH Centre
4-May	Super Hero Un-Run 0.05k	NRH Library
7-May	Mayor's Bike Ride - 6pm	Northfield Park
9-May	Mayor's Walk - 6:15pm	North Richland MS
28-May	Camp NRH - Week 1	NRH Centre