



COMMUNITY SERVICES REPORT

JUNE, 2024

NRH CENTRE

GRAND HALL at NRH CENTRE

IRON HORSE GOLF COURSE

RICHLAND TENNIS CENTER

NRH SENIOR CENTER

NRH CENTRE

TOTAL FACILITY REVENUE



FY 23/24

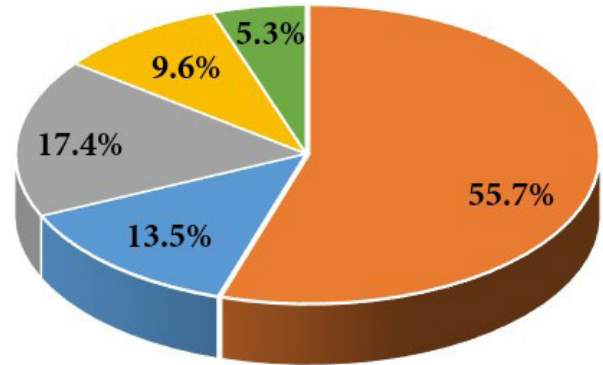
2.5% \$2,361,013



June 2024

8.3% \$ 367,192

- Membership
- Youth
- Heath/Fitness
- Aquatic
- Rec Sports



YTD NRH Centre Cost Recovery

105%



199,284
YTD Membership Scans



23,577
Monthly Scans

YTD Attendance

1,277 Average Daily

Up 1.3%

343,393 Total YTD

Up 1.2%

YTD Program Participation

1,490 YOUTH

Down 5.1%

Memberships

Individual **1,740**

Family **1,959**

Resident **85%**

Non-Resident **15%**

GRAND HALL

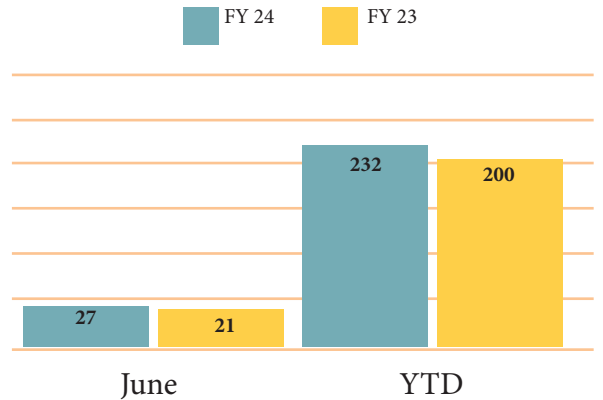
REVENUE

FY 23/24  **.03%** **\$413,053**

June 2024  **36.3%** **\$59,607**

Average Revenue Per Booking **\$2,197**

Facility Bookings



IRON HORSE GOLF COURSE

REVENUE

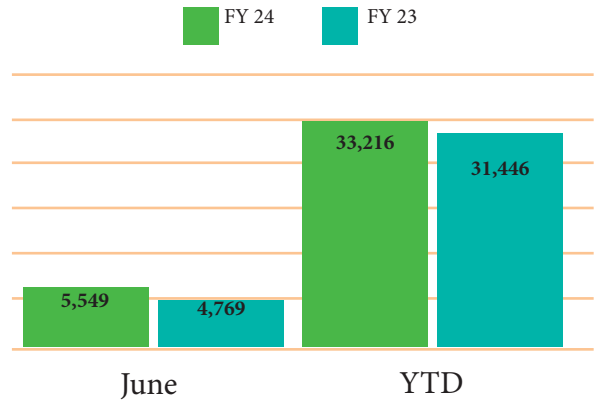
FY 23/24

 **1.1%** **\$2,367,879**

June 2024

 **3.3%** **\$352,100**

Rounds



Food & Beverage Revenue

FY 23/24 **\$505,032**

 Down **3.9%**

June **\$ 67,251**

 Up **1.1%**

Golf Rounds & Revenue

Rounds **5,549**

 Up **16.4%**

Revenue **\$251,112**

 Up **12.3%**

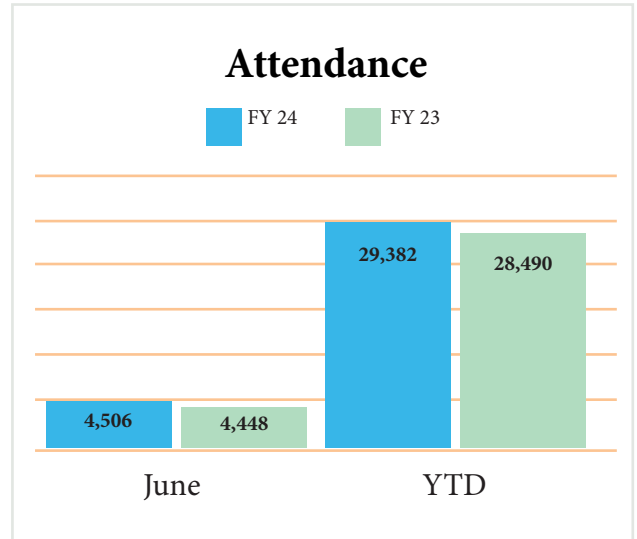
RICHLAND TENNIS CENTER

REVENUE

FY 23/24  **10.9%** **\$427,186**

June  **8.0%** **\$ 60,266**

Leagues / Classes in June **32**



NRH SENIOR CENTER

ATTENDANCE

Average Daily Attendance in June **133**

Classes / Programs **65**

Sponsor Donations Collected YTD **\$77,136**

Monthly Volunteer Hours - June, 2024 **626**

