

# TIPS VENDOR AGREEMENT

Between Federal Signal Corporation and  
(Company Name)

**THE INTERLOCAL PURCHASING SYSTEM (TIPS),**  
a Department of Texas Education Service Center Region 8 for  
**TIPS RFP 220105 Technology Solutions, Products and Services**

## General Information

The Vendor Agreement ("Agreement") made and entered into by and between The Interlocal Purchasing System (hereinafter "TIPS") a government cooperative purchasing program authorized by the Region 8 Education Service Center, having its principal place of business at 4845 US Hwy 271 North, Pittsburg, Texas 75686 and the TIPS Vendor. This Agreement consists of the provisions set forth below, including provisions of all attachments referenced herein. In the event of a conflict between the provisions set forth below and those contained in any attachment, the provisions set forth shall control unless otherwise agreed by the parties in writing and by signature and date on the attachment.

A Purchase Order ("PO"), Agreement or Contract is the TIPS Member's approval providing the authority to proceed with the negotiated delivery order under the Agreement. Special terms and conditions as agreed between the Vendor and TIPS Member should be added as addendums to the Purchase Order, Agreement or Contract. Items such as certificate of insurance, bonding requirements, small or disadvantaged business goals are some, but not all, of the possible addendums.

## Terms and Conditions

### Freight

All quotes to Members shall provide a line item for cost for freight or shipping regardless if there is a charge or not. If no charge for freight or shipping, indicate by stating "No Charge", "\$0", "included in price" or other similar indication. Otherwise, all shipping, freight or delivery charges shall be passed through to the TIPS Member at cost with no markup and said charges shall be agreed by the TIPS Member unless alternative shipping terms are agreed by TIPS as a result of the proposal award.

### Warranty Conditions

All new supplies equipment and services shall include manufacturer's minimum standard warranty unless otherwise agreed to in writing. Vendor shall be legally permitted to sell all products offered for sale to TIPS Members if the offering is included in the Request for Proposal ("RFP") category. All goods proposed and sold shall be new unless clearly stated in writing.

### Customer Support

The Vendor shall provide timely and accurate customer support for orders to TIPS Members as agreed by the Parties. Vendors shall respond to such requests within a commercially reasonable time after receipt of the request. If support and/or training is a line item sold or packaged with a sale, support shall be as agreed with the TIPS Member.

## **Agreements**

Agreements for purchase will normally be put into effect by means of a contract, agreement, or purchase order(s) executed by authorized agents of the TIPS Member participating government entities, but other means of placing an order may be used at the Member's discretion. Vendor accepts and understands that when a purchase order or similar purchase document is sent from a customer through TIPS to the Vendor, TIPS is recording the purchase and verifying whether the purchase is within the parameters of the TIPS Contract only. Vendor agrees that TIPS is not a legal party to the purchase order or similar purchase document and TIPS is not responsible for identifying fraud, mistakes, or misrepresentations for the specific order. Vendor agrees that any purchase order or similar purchase document issued from a customer to Vendor, even when processed through TIPS, constitutes a legal contract between the customer and Vendor only. A Vendor that accepts a purchase order or similar purchase document and fulfills an order, even when processed through TIPS, is representing that the vendor has carefully reviewed the purchase order or similar purchase document for legality, authenticity, and accuracy.

## **Tax exempt status**

Most TIPS Members are tax exempt and the related laws and/or regulations of the controlling jurisdiction(s) of the TIPS Member shall apply.

## **Assignments of Agreements**

No assignment of this Agreement may be made without the prior notification of TIPS. Written approval of TIPS shall not be unreasonably withheld. Payment for delivered goods and services can only be made to the awarded Vendor, Vendor designated reseller or vendor assigned company.

## **Disclosures**

- Vendor and TIPS affirm that he/she, or any authorized employees or agents, has not given, offered to give, nor intends to give at any time hereafter any economic opportunity, future employment, gift, loan, gratuity, special discount, trip, favor or service to a public servant in connection with this Agreement.
- Vendor shall attach, in writing, a complete description of any and all relationships that might be considered a conflict of interest in doing business with the TIPS program.
- The Vendor affirms that, to the best of his/her knowledge, the offer has been arrived at independently, and is submitted without collusion with anyone to obtain information or gain any favoritism that would in any way limit competition or give an unfair advantage over other vendors in the award of this Agreement.

## **Term of Agreement and Renewals**

The Agreement with TIPS is for approximately five (5) years with an option for renewal for an additional one (1) consecutive year. If TIPS offers the renewal extension year, the Vendor will be notified by email to the primary contact of the awarded Vendor and shall be deemed accepted by the Vendor unless the awarded Vendor notifies TIPS of its objection to the additional term. TIPS may or may not exercise the available extension(s) provided in the original solicitation beyond the base five-year term. Whether or not to offer the extension is at the sole discretion of TIPS.

**“Start Date” for Term Calculation Purposes Only:** Regardless of actual award/effective date of Contract, for Agreement “term” calculation purposes only, the Agreement “start date” is the last day of the month that

Award Notifications are anticipated as published in the Solicitation.

**Example:** If the anticipated award date published in the Solicitation is May 22, 2020 but extended negotiations delay award until June 27, 2020 the end date of the resulting initial “five-year” term Agreement, (which is subject to an extension(s)) will still be May 31, 2025 in this example.

**“Termination Date”:** The scheduled Agreement “termination date” shall be the last day of the month of the month of the Original Solicitation’s Anticipated Award Date plus five years.

**Example:** If the original term is approximately five years, and the solicitation provides an anticipated award date of May 22, 2020, the expiration date of the original five-year term shall be May 31, 2025 in this example.

**Extensions:** Any extensions of the original term shall begin on the next day after the day the original term expires.

**Example Following the Previous Example:** If TIPS offers a one-year extension, the expiration of the extended term shall be May 31, 2026 in this example.

TIPS may offer to extend Vendor Agreements to the fullest extent the original Solicitation permits.

TIPS reserves the right to solicit proposals at any time it is in the best interest of TIPS and/or its members.

**Automatic Renewal Clauses Incorporated in Awarded Vendor Agreements with TIPS Members Resulting from the Solicitation and with the Vendor Named in this Agreement.**

No Agreement for goods or services with a TIPS Member by the awarded vendor named in this Agreement that results from the solicitation award named in this Agreement, may incorporate an automatic renewal clause that exceeds month to month terms with which the TIPS Member must comply. All renewal terms incorporated in an Agreement by the vendor with the TIPS Member shall only be valid and enforceable when the vendor receives written confirmation by purchase order, executed Agreement or other written instruction issued by the TIPS Member for any renewal period. The purpose of this clause is to avoid a TIPS Member inadvertently renewing an Agreement during a period in which the governing body of the TIPS Member has not properly appropriated and budgeted the funds to satisfy the Agreement renewal. This term is not negotiable and any Agreement between a TIPS Member and a TIPS awarded vendor with an automatic renewal clause that conflicts with these terms is rendered void and unenforceable.

**Shipments**

The Vendor shall ship, deliver or provide ordered products or services within a commercially reasonable time after the receipt of the order from the TIPS Member. If a delay in said delivery is anticipated, the Vendor shall notify TIPS Member as to why delivery is delayed and shall provide an estimated time for completion of the order. TIPS or the requesting entity may cancel the order if estimated delivery time is not acceptable or not as agreed by the parties.

**Invoices**

Each invoice or pay request shall include the TIPS Member’s purchase order number or other identifying designation as provided in the order by the TIPS Member. If applicable, the shipment tracking number or pertinent information for verification of TIPS Member receipt shall be made available upon request.

**Payments**

The TIPS Member will make payments directly to the Vendor, the Vendor Assigned Dealer or as agreed by the Vendor and the TIPS Member after receiving invoice and in compliance with applicable payment statute(s), whichever is the greater time or as otherwise provided by an agreement of the parties.

### **Pricing**

Price increases will be honored according to the terms of the solicitation. All pricing submitted to TIPS shall include the participation fee, as provided in the solicitation, to be remitted to TIPS by the Vendor. Vendor will not show adding the fee to the invoice presented to TIPS Member customer.

### **Participation Fees and Reporting of Sales to TIPS by Vendor**

The Participation Fee that was published as part of the Solicitation and the fee published is the legally effective fee, along with any fee conditions stated in the Solicitation. Collection of the fees by TIPS is required under Texas Government Code §791.011 Et seq. Fees are due on all TIPS purchases reported by either Vendor or Member. Fees are due to TIPS upon payment by the Member to the Vendor, Reseller or Vendor Assigned Dealer. Vendor, Reseller or Vendor Assigned Dealer agrees that the participation fee is due to TIPS for all Agreement sales immediately upon receipt of payment including partial payment, from the Member Entity and must be paid to TIPS at least on a monthly basis, specifically within 31 calendar days of receipt of payment, if not more frequently, or as otherwise agreed by TIPS in writing and signed by an authorized signatory of TIPS. Thus, when an awarded Vendor, Reseller or Vendor Assigned Dealer receives any amount of payment, even partial payment, for a TIPS sale, the legally effective fee for that amount is immediately due to TIPS from the Vendor and fees due to TIPS should be paid at least on a monthly basis, specifically within 31 calendar days of receipt of payment, if not more frequently.

### **Reporting of Sales to TIPS by Vendor**

Vendor is required to report all sales under the TIPS contract to TIPS. When a public entity initiates a purchase with a TIPS Awarded Vendor, if the Member inquires verbally or in writing whether the Vendor holds a TIPS Contract, it is the duty of the Vendor to verify whether or not the Member is seeking a TIPS purchase. Once verified, the Vendor must include the TIPS Contract number on any communications and related sales documents exchanged with the TIPS Member entity. To report sales, the Vendor must login to the TIPS Vendor Portal online at [https://www.tips-usa.com/vendors\\_form.cfm](https://www.tips-usa.com/vendors_form.cfm) and click on the PO's and Payments tab. Pages 3-7 of the [Vendor Portal User Guide](#) will walk you through the process of reporting sales to TIPS. Please refer to the TIPS [Accounting FAQ's](#) for more information about reporting sales and if you have further questions, contact the Accounting Team at [accounting@tips-usa.com](mailto:accounting@tips-usa.com). The Vendor or vendor assigned dealers are responsible for keeping record of all sales that go through the TIPS Agreement and submitting same to TIPS. Failure to render the participation fee to TIPS shall constitute a breach of this agreement with our parent governmental entity, Texas Education Service Center Region 8, as established by the Texas legislature and shall be grounds for termination of this agreement and any other agreement held with TIPS and possible legal action. Any overpayment of participation fees to TIPS by a Vendor will be refunded to the Vendor within ninety (90) days of receipt of notification if TIPS receives written notification of the overpayment not later than the expiration of six (6) months from the date of overpayment and TIPS determines that the amount was not legally due to TIPS pursuant to this agreement and applicable law. It is the Vendor's responsibility to identify which sales are TIPS Agreement sales and pay the correct participation fee due for TIPS Agreement sales. Any notification of overpayment received by TIPS after the expiration of six (6) months from the date of overpayment will be non-refundable. Region 8 ESC and TIPS reserve the right to extend the six (6) month deadline to notify if approved by the Region 8 ESC Board of Directors. TIPS reserves all rights under the law to collect the fees due. Please contact TIPS at [tips@tips-usa.com](mailto:tips@tips-usa.com) or call (866) 839-8477 if you have questions about paying fees.



### **Indemnity**

The Vendor agrees to indemnify and hold harmless and defend TIPS, TIPS Member(s), officers and employees from and against all claims and suits by third parties for damages, injuries to persons (including death), property damages, losses, and expenses including court costs and reasonable attorney's fees, arising out of, or resulting from, Vendor's performance under this Agreement, including all such causes of action based upon common, constitutional, or statutory law, or based in whole or in part, upon allegations of negligent or intentional acts on the part of the Vendor, its officers, employees, agents, subcontractors, licensees, or invitees. Parties found liable shall pay their proportionate share of damages as agreed by the parties or as ordered by a court of competent jurisdiction over the case. **NO LIMITATION OF LIABILITY FOR DAMAGES FOR PERSONAL INJURY OR PROPERTY DAMAGE ARE PERMITTED OR AGREED BY TIPS/ESC REGION 8.** Per Texas Education Code §44.032(f), and pursuant to its requirements only, reasonable Attorney's fees are recoverable by the prevailing party in any dispute resulting in litigation.

### **State of Texas Franchise Tax**

By signature hereon, the Vendor hereby certifies that he/she is not currently delinquent in the payment of any franchise taxes owed the State of Texas under Chapter 171, Tax Code.

### **Miscellaneous**

The Vendor acknowledges and agrees that continued participation in TIPS is subject to TIPS sole discretion and that any Vendor may be removed from the participation in the Program at any time with or without cause. Nothing in the Agreement or in any other communication between TIPS and the Vendor may be construed as a guarantee that TIPS or TIPS Members will submit any orders at any time. TIPS reserves the right to request additional proposals for items or services already on Agreement at any time.

### **Purchase Order Pricing/Product Deviation**

If a deviation of pricing/product on a Purchase Order or contract modification occurs between the Vendor and the TIPS Member, TIPS must be notified within five (5) business days of receipt of change order.

### **Termination for Convenience of TIPS Agreement Only**

TIPS reserves the right to terminate this agreement for cause or no cause for convenience with a thirty (30) days prior written notice. Termination for convenience is conditionally required under Federal Regulations 2 CFR part 200 if the customer is using federal funds for the procurement. All purchase orders presented to the Vendor, but not fulfilled by the Vendor, by a TIPS Member prior to the actual termination of this agreement shall be honored at the option of the TIPS Member. The awarded Vendor may terminate the agreement with ninety (90) days prior written notice to TIPS 4845 US Hwy North, Pittsburg, Texas 75686. The vendor will be paid for goods and services delivered prior to the termination provided that the goods and services were delivered in accordance with the terms and conditions of the terminated agreement. This termination clause does not affect the sales agreements executed by the Vendor and the TIPS Member customer pursuant to this agreement. TIPS Members may negotiate a termination for convenience clause that meets the needs of the transaction based on applicable factors, such as funding sources or other needs.

### **TIPS Member Purchasing Procedures**

Usually, purchase orders or their equal are issued by participating TIPS Member to the awarded vendor and should indicate on the order that the purchase is per the applicable TIPS Agreement Number. Orders are typically emailed to TIPS at tipspo@tips-usa.com.

- Awarded Vendor delivers goods/services directly to the participating member.
- Awarded Vendor invoices the participating TIPS Member directly.

- Awarded Vendor receives payment directly from the participating member.
- Fees are due to TIPS upon payment by the Member to the Vendor. Vendor agrees to pay the participation fee to TIPS for all Agreement sales upon receipt of payment including partial payment, from the Member Entity or as otherwise agreed by TIPS in writing and signed by an authorized signatory of TIPS.

### **Licenses**

Awarded Vendor shall maintain, in current status, all federal, state and local licenses, bonds and permits required for the operation of the business conducted by awarded Vendor. Awarded Vendor shall remain reasonably fully informed of and in compliance with all ordinances and regulations pertaining to the lawful provision of goods or services under the Agreement. TIPS and TIPS Members reserves the right to stop work and/or cancel an order or terminate this or any other sales Agreement of any awarded Vendor whose license(s) required for performance under this Agreement have expired, lapsed, are suspended or terminated subject to a 30-day cure period unless prohibited by applicable statute or regulation.

### **Novation**

If awarded Vendor sells or transfers all assets, rights or the entire portion of the assets or rights required to perform this Agreement, a successor in interest must guarantee to perform all obligations under this Agreement. A simple change of name agreement will not change the Agreement obligations of awarded vendor. TIPS will consider Contract Assignments on a case by case basis. TIPS must be notified within five (5) business days of the transfer of assets or rights.

### **Site Requirements (*only when applicable to service or job*)**

**Cleanup:** When performing work on site at a TIPS Member's property, awarded Vendor shall clean up and remove all debris and rubbish resulting from their work as required or directed by TIPS Member or as agreed by the parties. Upon completion of work, the premises shall be left in good repair and an orderly, neat, clean and unobstructed condition.

**Preparation:** Awarded Vendor shall not begin a project for which TIPS Member has not prepared the site, unless awarded Vendor does the preparation work at no cost, or until TIPS Member includes the cost of site preparation in a purchase order. Site preparation includes, but is not limited to: moving furniture, installing wiring for networks or power, and similar pre-installation requirements.

**Registered sex offender restrictions:** For work to be performed at schools, awarded Vendor agrees that no employee of a subcontractor who has been adjudicated to be a registered sex offender will perform work at any time when students are, or reasonably expected to be, present unless otherwise agreed by the TIPS Member. Awarded Vendor agrees that a violation of this condition shall be considered a material breach and may result in the cancellation of the purchase order at the TIPS Member's discretion. Awarded Vendor must identify any additional costs associated with compliance of this term. If no costs are specified, compliance with this term will be provided at no additional charge. **Safety measures:** Awarded Vendor shall take all reasonable precautions for the safety of employees on the worksite, and shall erect and properly maintain all necessary safeguards for protection of workers and the public. Awarded Vendor shall post warning signs against all hazards created by the operation and work in progress. Proper precautions shall be taken pursuant to state law and standard practices to protect workers, general public and existing structures from injury or damage.

### **Safety Measures**

Awarded Vendor shall take all reasonable precautions for the safety of employees on the worksite, and shall erect and properly maintain all necessary safeguards for protection of workers and the public. Awarded vendor shall post warning signs against all hazards created by the operation and work in progress. Proper precautions shall be taken pursuant to state law and standard practices to protect workers, general public

and existing structures from injury or damage.

### **Smoking**

Persons working under Agreement shall adhere to the TIPS Member's or local smoking statutes, codes or policies.

### **Marketing**

Awarded Vendor agrees to allow TIPS to use their name and logo within TIPS website, marketing materials and advertisement subject to any reasonable restrictions provided to TIPS in the Proposal to the Solicitation. The Vendor may submit an acceptable use directive for Vendor's names and logos with which TIPS agrees to comply. Any use of TIPS name and logo or any form of publicity, inclusive of press release, regarding this Agreement by awarded vendor must have prior approval from TIPS which will not be unreasonably withheld. Request may be made by email to TIPS@TIPS-USA.COM.

### **Supplemental Agreements**

The TIPS Member entity participating in the TIPS Agreement and awarded Vendor may enter into a separate Supplemental Agreement or contract to further define the level of service requirements over and above the minimum defined in this Agreement such as but not limited to, invoice requirements, ordering requirements, specialized delivery, etc. Any Supplemental Agreement or contract developed as a result of this Agreement is exclusively between the TIPS Member entity customer and the Vendor. TIPS, its agents, TIPS Members and employees not a party to the Supplemental Agreement with the TIPS Member customer, shall not be made party to any claim for breach of such agreement unless named and agreed by the Party in question in writing in the agreement. If a Vendor submitting a Proposal requires TIPS and/or TIPS Member to sign an additional agreement, those agreements shall comply with the award made by TIPS to the Vendor. Supplemental Vendor's Agreement documents may not become part of TIPS' Agreement with Vendor unless and until an authorized representative of TIPS reviews and approves it. TIPS review and approval may be at any time during the life of this Vendor Agreement. TIPS permits TIPS Members to negotiate additional terms and conditions with the Vendor for the provision of goods or services under the Vendor's TIPS Agreement so long as they do not materially conflict with this Agreement.

### **Survival Clause**

All applicable sales, leases, Supplemental Agreements, contracts, software license agreements, warranties or service agreements that were entered into between Vendor and TIPS or the TIPS Member Customer under the terms and conditions of this Agreement shall survive the expiration or termination of this Agreement. All Orders, Purchase Orders issued or contracts executed by TIPS or a TIPS Member and accepted by the Vendor prior to the expiration or termination of this agreement, shall survive expiration or termination of the Agreement, subject to previously agreed terms and conditions agreed by the parties or as otherwise specified herein relating to termination of this agreement.

### **Legal obligations**

It is the responding Vendor's responsibility to be aware of and comply with all local, state and federal laws governing the sale of products/services identified in the applicable Solicitation that resulted in this Vendor Agreement and any awarded Agreement thereof. Applicable laws and regulations must be followed even if not specifically identified herein.

### **Audit rights**

Due to transparency statutes and public accountability requirements of TIPS and TIPS Members', the awarded Vendor shall, at their sole expense, maintain appropriate due diligence of all purchases made by

TIPS Member that utilizes this Agreement. TIPS and Region 8 ESC each reserve the right to audit the accounting of TIPS related purchases for a period of three (3) years from the time such purchases are made. This audit right shall survive termination of this Agreement for a period of one (1) year from the effective date of termination. In order to ensure and confirm compliance with this agreement, TIPS shall have authority to conduct audits of Awarded Vendor's pricing or TIPS transaction documentation with TIPS Members with 30 days' notice unless the audit is ordered by a Court Order or by a Government Agency with authority to do so without notice. Notwithstanding the foregoing, in the event that TIPS is made aware of any pricing being offered to eligible entities that is materially inconsistent with the pricing under this agreement, TIPS shall have the ability to conduct the audit internally or may engage a third- party auditing firm to investigate any possible non- compliant conduct or may terminate the Agreement according to the terms of this Agreement. In the event of an audit, the requested materials shall be reasonably provided in the time, format and at the location acceptable to Region 8 ESC or TIPS. TIPS agrees not to perform a random audit the TIPS transaction documentation more than once per calendar year, but reserves the right to audit for just cause or as required by any governmental agency or court with regulatory authority over TIPS or the TIPS Member.

#### **Force Majeure**

If by reason of Force Majeure, either party hereto shall be rendered unable wholly or in part to carry out its obligations under this Agreement then such party shall give notice and full particulars of Force Majeure in writing to the other party within a reasonable time after occurrence of the event or cause relied upon, and the obligation of the party giving such notice, so far as it is affected by such Force Majeure, shall be suspended during the continuance of the inability then claimed, except as hereinafter provided, but for no longer period, and such party shall endeavor to remove or overcome such inability with all reasonable dispatch.

#### **Choice of Law**

The Agreement between the Vendor and TIPS/ESC Region 8 and any addenda or other additions resulting from this procurement process, however described, shall be governed by, construed and enforced in accordance with the laws of the State of Texas, regardless of any conflict of laws principles.

#### **Venue, Jurisdiction and Service of Process**

Any Proceeding arising out of or relating to this procurement process or any contract issued by TIPS resulting from or any contemplated transaction shall be brought in a court of competent jurisdiction in Camp County, Texas and each of the parties irrevocably submits to the exclusive jurisdiction of said court in any such proceeding, waives any objection it may now or hereafter have to venue or to convenience of forum, agrees that all claims in respect of the Proceeding shall be heard and determined only in any such court, and agrees not to bring any proceeding arising out of or relating to this procurement process or any contract resulting from or any contemplated transaction in any other court. The parties agree that either or both of them may file a copy of this paragraph with any court as written evidence of the knowing, voluntary and freely bargained for agreement between the parties irrevocably to waive any objections to venue or to convenience of forum. Process in any Proceeding referred to in the first sentence of this Section may be served on any party anywhere in the world. Venue for any dispute resolution process, other than litigation, between TIPS and the Vendor shall be located in Camp or Titus County, Texas.

#### **Project Delivery Order Procedures**

The TIPS Member having approved and signed an interlocal agreement, or other TIPS Membership document, may make a request of the awarded Vendor under this Agreement when the TIPS Member desires goods or services awarded to the Vendor. Notification may occur via phone, the web, courier, email, fax, or

in person. Upon notification of a pending request, the awarded Vendor shall acknowledge the TIPS Member's request as soon as possible, but must make contact with the TIPS Member within two working days.

#### **Status of TIPS Members as Related to This Agreement**

TIPS Members stand in the place of TIPS as related to this agreement and have the same access to the proposal information and all related documents. TIPS Members have all the same rights under the awarded Agreement as TIPS.

#### **Vendor's Resellers as Related to This Agreement**

Vendor's Named Resellers ("Resellers") under this Agreement shall comply with all terms and conditions of this agreement and all addenda or incorporated documents. All actions related to sales by Authorized Vendor's Resellers under this Agreement are the responsibility of the awarded Vendor. If Resellers fail to report sales to TIPS under your Agreement, the awarded Vendor is responsible for their contractual failures and shall be billed for the fees. The awarded Vendor may then recover the fees from their named reseller.

#### **Support Requirements**

If there is a dispute between the awarded Vendor and TIPS Member, TIPS or its representatives may, at TIPS sole discretion, assist in conflict resolution if requested by either party. TIPS, or its representatives, reserves the right to inspect any project and audit the awarded Vendor's TIPS project files, documentation and correspondence related to the requesting TIPS Member's order. If there are confidentiality requirements by either party, TIPS shall comply to the extent permitted by law.

#### **Incorporation of Solicitation**

The TIPS Solicitation which resulted in this Vendor Agreement, whether a Request for Proposals, the Request for Competitive Sealed Proposals or Request for Qualifications solicitation, or other, the Vendor's response to same and all associated documents and forms made part of the solicitation process, including any addenda, are hereby incorporated by reference into this Agreement as if copied verbatim.

#### **SECTION HEADERS OR TITLES**

THE SECTION HEADERS OR TITLES WITHIN THIS DOCUMENT ARE MERELY GUIDES FOR CONVENIENCE AND ARE NOT FOR CLASSIFICATION OR LIMITING OF THE RESPONSIBILITIES OF THE PARTIES TO THIS DOCUMENT.

#### **STATUTORY REQUIREMENTS**

Texas governmental entities are prohibited from doing business with companies that fail to certify to this condition as required by Texas Government Code Sec. 2270.

By executing this agreement, you certify that you are authorized to bind the undersigned Vendor and that your company (1) does not boycott Israel; and (2) will not boycott Israel during the term of the Agreement.

You certify that your company is not listed on and does not and will not do business with companies that are on the Texas Comptroller of Public Accounts list of Designated Foreign Terrorists Organizations per Texas Gov't Code 2270.0153 found at <https://comptroller.texas.gov/purchasing/docs/foreign-terrorist.pdf>

You certify that if the certified statements above become untrue at any time during the life of this Agreement that the Vendor will notify TIPS within three (3) business day of the change by a letter on Vendor's letterhead from and signed by an authorized representative of the Vendor stating the non-compliance decision and the

TIPS Agreement number and description at:

Attention: General Counsel  
ESC Region 8/The Interlocal Purchasing System (TIPS)  
4845 Highway 271 North  
Pittsburg, TX, 75686  
And by an email sent to [bids@tips-usa.com](mailto:bids@tips-usa.com)

### Insurance Requirements

The undersigned Vendor agrees to maintain the below minimum insurance requirements for TIPS Contract Holders:

<b>General Liability</b>	\$1,000,000 each Occurrence/ Aggregate
<b>Automobile Liability</b>	\$300,000 Includes owned, hired & non-owned
<b>Workers' Compensation</b>	Statutory limits for the jurisdiction in which the Vendor performs under this Agreement.
<b>Umbrella Liability</b>	\$1,000,000

When the Vendor or its subcontractors are liable for any damages or claims, the Vendor's policy, when the Vendor is responsible for the claim, must be primary over any other valid and collectible insurance carried by the Member. Any immunity available to TIPS or TIPS Members shall not be used as a defense by the contractor's insurance policy. The coverages and limits are to be considered minimum requirements and in no way limit the liability of the Vendor(s). Insurance shall be written by a carrier with an A-; VII or better rating in accordance with current A.M. Best Key Rating Guide. Only deductibles applicable to property damage are acceptable, unless proof of retention funds to cover said deductibles is provided. "Claims made" policies will not be accepted. Vendor's required minimum coverage shall not be suspended, voided, cancelled, non-renewed or reduced in coverage or in limits unless replaced by a policy that provides the minimum required coverage except after thirty (30) days prior written notice by certified mail, return receipt requested has been given to TIPS or the TIPS Member if a project or pending delivery of an order is ongoing. Upon request, certified copies of all insurance policies shall be furnished to the TIPS or the TIPS Member.

## Special Terms and Conditions

- **Orders:** All Vendor orders received from TIPS Members must be emailed to TIPS at [tipspo@tips-usa.com](mailto:tipspo@tips-usa.com). Should a TIPS Member send an order directly to the Vendor, it is the Vendor's responsibility to forward a copy of the order to TIPS at the email above within 3 business days and confirm its receipt with TIPS.
- **Vendor Encouraging Members to bypass TIPS agreement:** Encouraging TIPS Members to purchase directly from the Vendor or through another agreement, when the Member has requested using the TIPS cooperative Agreement or price, and thereby bypassing the TIPS Agreement is a violation of the terms and conditions of this Agreement and will result in removal of the Vendor from the TIPS Program.
- **Order Confirmation:** All TIPS Member Agreement orders are approved daily by TIPS and sent to the Vendor. The Vendor should confirm receipt of orders to the TIPS Member (customer) within 3 business days.
- **Vendor custom website for TIPS:** If Vendor is hosting a custom TIPS website, updated pricing when



effective. TIPS shall be notified when prices change in accordance with the award.

- **Back Ordered Products:** If product is not expected to ship within the time provided to the TIPS Member by the Vendor, the Member is to be notified within 3 business days and appropriate action taken based on customer request.

The TIPS Vendor Agreement Signature Page is inserted here.

# TIPS Vendor Agreement Signature Form

RFP 220105 Technology Solutions, Products and Services

Company Name Federal Signal Corporation

Address 2645 Federal Signal Drive

City University Park State IL Zip 60484

Phone 708-534-3400 Fax \_\_\_\_\_

Email of Authorized Representative bgambrel@fedsig.com

Name of Authorized Representative Brent Gambrel

Title VP/GM Systems


Signature of Authorized Representative 

Date 2-10-2022

TIPS Authorized Representative Name David Fitts

Title Executive Director

TIPS Authorized Representative Signature 

Approved by ESC Region 8 

Date 5-25-2022

## **NOTICE TO MEMBERS REGARDING ATTRIBUTE RESPONSES**

TIPS VENDORS RESPOND TO ATTRIBUTE QUESTIONS AS PART OF TIPS COMPETITIVE SOLICITATION PROCESS. THE VENDOR'S RESPONSES TO ATTRIBUTE QUESTIONS ARE INCLUDED HEREIN AS "SUPPLIER RESPONSE." PLEASE BE ADVISED THAT DEVIATIONS, IF ANY, IN VENDOR'S RESPONSE TO ATTRIBUTE QUESTIONS MAY NOT REFLECT VENDOR'S FINAL ATTRIBUTE RESPONSE, WHICH IS SUBJECT TO NEGOTIATIONS PRIOR TO AWARD. PLEASE CONTACT THE TIPS OFFICE AT 866-839-8477 WITH QUESTIONS OR CONCERNS REGARDING VENDOR ATTRIBUTE RESPONSE DEVIATIONS. PLEASE KEEP IN MIND THAT TIPS DOES NOT PROVIDE LEGAL COUNSEL TO MEMBERS. TIPS RECOMMENDS THAT YOU CONSULT YOUR LEGAL COUNSEL WHEN EXECUTING CONTRACTS WITH OR MAKING PURCHASES FROM TIPS VENDORS.



## 220105 Addendum 1

### Federal Signal Corporation

### Supplier Response

#### Event Information

Number: 220105 Addendum 1  
Title: Technology Solutions, Products and Services  
Type: Request for Proposal  
Issue Date: 1/6/2022  
Deadline: 2/18/2022 03:00 PM (CT)  
Notes:

**IF YOU ALREADY HOLD TIPS CONTRACT 200105 TECHNOLOGY SOLUTIONS, PRODUCTS AND SERVICES ("200105") OR 210101 TECHNOLOGY SOLUTIONS, PRODUCTS AND SERVICES ("210101"), YOU DO NOT NEED TO RESPOND TO THIS SOLICITATION UNLESS YOU WISH TO REPLACE 200105 OR 210101 AT THIS TIME. IF YOU HOLD 200105 OR 210101, CHOOSE TO RESPOND HEREIN, AND ARE AWARDED ON THIS CONTRACT, YOUR 200105 OR 2101101 WILL BE TERMINATED AND REPLACED BY THIS CONTRACT.**

**IF YOU HOLD ANY OF THE FOLLOWING TIPS CONTRACTS AND YOU DO NOT HOLD 200105 OR 2101101, PER TIPS PRIOR NOTIFICATION, YOU MUST RESPOND TO THIS SOLICITATION BECAUSE YOUR SPECIFIC CONTRACT IS BEING CONSOLIDATED INTO OR REPLACED BY THIS CONTRACT.**

**TIPS 190103 Web and Cloud Computing Services**

· TIPS 181203 Management Software and Services

· TIPS 181204 Notification Systems

**TIPS RESERVES THE RIGHT TO ISSUE, REBID, OR CANCEL ANY PLANNED SOLICITATIONS AT ANY TIME AS NECESSARY FOR THE NEEDS OF TIPS, TIPS VENDORS, AND TIPS MEMBERS.**

## **Contact Information**

Address: Region 8 Education Service Center  
4845 US Highway 271 North  
Pittsburg, TX 75686

Phone: +1 (866) 839-8477

Email: [bids@tips-usa.com](mailto:bids@tips-usa.com)

## Federal Signal Corporation Information

Address: 2645 Federal Signal Drive  
University Park, IL 60484  
Phone: (708) 534-3400  
Fax: (708) 534-4874  
Toll Free: (800) 548-7229  
Web Address: [www.federalsignal.com](http://www.federalsignal.com)

By submitting your response, you certify that you are authorized to represent and bind your company.

Katelyn Roe

Signature

Submitted at 2/17/2022 9:51:39 AM

[krue@fedsig.com](mailto:krue@fedsig.com)

Email

## Requested Attachments

### Agreement Signature Form

Executed\_220105 Agreement Signature Form.pdf

If you have not taken exception or deviation to the agreement language in the solicitation attributes, download the AGREEMENT SIGNATURE FORM from the "ATTACHMENTS" tab. This PDF document is a fillable form. Download the document to your computer, fill in the requested company information, print the file, SIGN the form, SCAN the completed and signed AGREEMENT SIGNATURE FORM, and upload here.

If you have taken exception to any of the agreement language and noted the exception in the deviations section of the attributes for the agreement, complete the AGREEMENT SIGNATURE FORM, but DO NOT SIGN until those deviations have been negotiated and resolved with TIPS management. Upload the unsigned form here, because this is a required document.

### All Other Certificates

No response

All Other Certificates (if applicable) must be scanned and uploaded. If vendor has more than one other certification scan into one document. (PDF Format ONLY)  
DO NOT UPLOAD encrypted or password protected files.

### Pricing Form 2

220105 Pricing Form 2.xlsx

The vendor must download the PRICING SPREADSHEET SHEET from the attachment tab, fill in the requested information and upload the completed spreadsheet.  
DO NOT UPLOAD encrypted or password protected files.

### Reference Form

220105 Reference\_Form.xls

The vendor must download the References spreadsheet from the attachment tab, fill in the requested information and upload the completed spreadsheet. DO NOT UPLOAD encrypted or password protected files.

### Conflict of Interest Form CIQ- ONLY REQUIRED IF A CONFLICT EXISTS PER THE INSTRUCTIONS

No response

ONLY REQUIRED IF A CONFLICT EXISTS PER THE INSTRUCTIONS

Conflict of Interest Form for Vendors that are required to submit the form. The Conflict of Interest Form is included in the Base documents or can be found at <https://www.tips-usa.com/assets/documents/docs/CIQ.pdf>.

### Proposed Goods and Services

Federal Signal\_TIPS\_Overview Proposed Goods and Services.pdf

Please upload one or more documents or sheets describing your offerings, line cards, catalogs, links to offerings OR list links to your offerings that illustrate the catalog of proposed lines of goods and or services you carry and offer under this proposal. It does not have to be exhaustive but should, at a minimum tell us what you are offering. It could be as simple as a sheet with your link to your online catalog of goods and services.



## D/M/WBE Certification OPTIONAL

No response

D/M/WBE Certification documentation may be scanned and uploaded if you desire to claim your status as one of the identified enterprises. (Disadvantaged Business Enterprise, Minority Business Enterprise and/or Woman Business Enterprise) If vendor has more than one certification scan into one document. (PDF Format ONLY)  
DO NOT UPLOAD encrypted or password protected files.

## Warranty

FS Limited Warranty 11-22-2021.pdf

Warranty information (if applicable) must be scanned and uploaded. (PDF Format ONLY)  
DO NOT UPLOAD encrypted or password protected files.

## Vendor Agreement

Executed\_220105 Vendor Agreement.pdf

The vendor must download the Vendor Agreement from the attachment tab, fill in the requested information and upload the completed agreement.  
DO NOT UPLOAD encrypted or password protected files.

## Pricing Form 1

220105 Pricing Form 1.xlsx

The vendor must download the PRICING SPREADSHEET SHEET from the attachment tab, fill in the requested information and upload the completed spreadsheet.  
DO NOT UPLOAD encrypted or password protected files.

## Supplementary

No response

Supplementary information may be scanned and uploaded. (Company information, brochures, catalogs, etc.) (PDF Format ONLY)  
DO NOT UPLOAD encrypted or password protected files.

## Logo and Other Company Marks

FSLogo.png

If you desire, please upload your company logo to be added to your individual profile page on the TIPS website. If any particular specifications are required for use of your company logo, please upload that information under the Supplementary section or another non-required section under the "Response Attachment" tab. Preferred Logo Format: 300 x 225 px - .png, .eps, .jpeg preferred

## Certification of Corporate Offerer Form- COMPLETE ONLY IF OFFERER IS A CORPORATION

Executed\_Certification by Corp Officer.pdf

COMPLETE AND UPLOAD FORM IN ATTACHMENTS SECTION ONLY IF OFFERER IS A CORPORATION

## Disclosure of Lobbying Activities Standard Form LLL

No response

ONLY IF you answered "I HAVE Lobbied per above" to attribute #66, please download and complete and upload the Standard Form-LLL, "disclosure Form to Report Lobbying," in the Response attachments section.

## Confidentiality Claim Form

Executed\_CONFIDENTIALITY\_CLAIM\_FORM.pdf

REQUIRED CONFIDENTIALITY FORM. Complete the form according to your company requirements, make any desired attachments and upload to the appropriate section under "Response Attachments" THIS FORM DETERMINES HOW ESC8/TIPS RESPONDS TO LEGAL PUBLIC INFORMATION REQUESTS.

## Current W-9 Tax Form

W9 January 2022.pdf

You are required by TIPS to upload a current W-9 Internal Revenue Service (IRS) Tax Form for your entity. This form will be utilized by TIPS to properly identify your entity.

## Bid Attributes

### 1 Yes - No

Disadvantaged/Minority/Women Business Enterprise - D/M/WBE/Federal HUBZone (Required by some participating governmental entities). Vendor certifies that their firm is a D/M/WBE or HUBZone? Vendor must upload proof of certification to the "Response Attachments" D/M/WBE CERTIFICATES section.

NO

**2 Yes - No**

Historically Underutilized Business - HUB (Required by some participating governmental entities) Vendor certifies that their firm is a HUB as defined by the State of Texas at <https://comptroller.texas.gov/purchasing/vendor/hub/>.

Proof may be submitted. Vendor must upload proof of certification to the "Response Attachments" HUB CERTIFICATES section.

**3 Yes - No**

The Vendor can provide services and/or products to all 50 US States?

**4 States Served:**

If answer is NO to question #3, please list which states can be served. (Example: AR, OK, TX)

Systems/Warning and Mass Notification includes every state except Hawaii and Wisconsin, Signaling, Work Truck/Heavy Duty, and Police includes all 50 states.

**5 Company and/or Product Description:**

This information will appear on the TIPS website in the company profile section, if awarded a TIPS contract. (Limit 750 characters.)

Federal Signal is the world leader in innovative equipment, signaling products and communication and security systems that keep workers, first responders and our communities safe and secure. Since our first outdoor siren in 1917 to our first police car beacon in 1948, we've never stopped seeking better ways to improve safety and reduce the risk for our customers. Today, a combination of product innovation, expertise, and a commitment to deliver superior service and support is what we work towards to make us unique.

Federal Signal offers Mass Notification Systems and Software, Signaling Devices, Police and Work Truck audible and visual equipment.

Warning and Mass Notification: Our market-leading software, equipment, and services deliver global solutions that integrate outdoor, indoor, and personal notification systems over a redundant networked platform.

Signaling Systems: When it comes to safety, security and effective communications for hazardous environments and demanding applications, Federal Signal stands out as the best source for complete critical communication solutions.

Police: Reducing risk for police officers is at the forefront of everything we do. We start with developing innovative, patented technologies found in our light bars, exterior and interior warning lights, siren & speakers and directional lighting. Pair one of these products with our push-bumpers, and tire deflation devices, and you will have a driving force for a safe and secure police car solution. Find all your police lights and sirens with Federal Signal.

Work Truck/Heavy Duty: Federal Signal's light bars, mini-light bars, beacons, directional warning lights, exterior perimeter lights, interior warning lights, area/flood lights, back-up alarms and camera systems, and compartment lights to provide safe and reliable emergency warning for municipal, utility, tow and recovery of DOT vehicles and work truck operators in work zones. It is our commitment to engineer the most reliable and high-performing products for your work trucks.

**6 Primary Contact Name**

Primary Contact Name

<b>7</b>	<b>Primary Contact Title</b> Primary Contact Title <input style="width: 90%;" type="text" value="ISD Application Engineering Manager"/>
<b>8</b>	<b>Primary Contact Email</b> Primary Contact Email <input style="width: 90%;" type="text" value="gwayman@fedsig.com"/>
<b>9</b>	<b>Primary Contact Phone</b> Enter 10 digit phone number. (No dashes or extensions) Example: 8668398477 <input style="width: 80%;" type="text" value="7085873195"/>
<b>10</b>	<b>Primary Contact Fax</b> Enter 10 digit phone number. (No dashes or extensions) Example: 8668398477 <input style="width: 80%;" type="text" value="No response"/>
<b>11</b>	<b>Primary Contact Mobile</b> Enter 10 digit phone number. (No dashes or extensions) Example: 8668398477 <input style="width: 80%;" type="text" value="No response"/>
<b>12</b>	<b>Secondary Contact Name</b> Secondary Contact Name <input style="width: 90%;" type="text" value="Katelyn Roe"/>
<b>13</b>	<b>Secondary Contact Title</b> Secondary Contact Title <input style="width: 90%;" type="text" value="Proposal Specialist"/>
<b>14</b>	<b>Secondary Contact Email</b> Secondary Contact Email <input style="width: 90%;" type="text" value="kroe@fedsig.com"/>
<b>15</b>	<b>Secondary Contact Phone</b> Enter 10 digit phone number. (No dashes or extensions) Example: 8668398477 <input style="width: 80%;" type="text" value="7085873367"/>
<b>16</b>	<b>Secondary Contact Fax</b> Enter 10 digit phone number. (No dashes or extensions) Example: 8668398477 <input style="width: 80%;" type="text" value="No response"/>

<b>1 7</b>	<b>Secondary Contact Mobile</b> Enter 10 digit phone number. (No dashes or extensions) Example: 8668398477 <input style="width: 100%;" type="text" value="No response"/>
<b>1 8</b>	<b>Admin Fee Contact Name</b> Admin Fee Contact Name. This person is responsible for paying the admin fee to TIPS. <input style="width: 100%;" type="text" value="Jennifer Lotz"/>
<b>1 9</b>	<b>Admin Fee Contact Email</b> Admin Fee Contact Email <input style="width: 100%;" type="text" value="jlotz@fedsig.com"/>
<b>2 0</b>	<b>Admin Fee Contact Phone</b> Enter 10 digit phone number. (No dashes or extensions) Example: 8668398477 <input style="width: 100%;" type="text" value="7085873051"/>
<b>2 1</b>	<b>Purchase Order Contact Name</b> Purchase Order Contact Name. This person is responsible for receiving Purchase Orders from TIPS. <input style="width: 100%;" type="text" value="Erin Peterson"/>
<b>2 2</b>	<b>Purchase Order Contact Email</b> Purchase Order Contact Email <input style="width: 100%;" type="text" value="Warning and Matt Notification and Signaling - iordersup@fedsig.com; Police - policefireorders@fedsig.com; Work Truck - amberorders@fedsig.com"/>
<b>2 3</b>	<b>Purchase Order Contact Phone</b> Enter 10 digit phone number. (No dashes or extensions) Example: 8668398477 <input style="width: 100%;" type="text" value="7085343400"/>
<b>2 4</b>	<b>Company Website</b> Company Website (Format - www.company.com) <input style="width: 100%;" type="text" value="www.fedsig.com"/>
<b>2 5</b>	<b>Entity D/B/A's and Assumed Names</b> Please identify all of your entity's assumed names and D/B/A's. Please note that you will be identified publicly by the legal name under which you responded to this solicitation unless you organize otherwise with TIPS after award. <input style="width: 100%;" type="text" value="No response"/>
<b>2 6</b>	<b>Primary Address</b> Primary Address <input style="width: 100%;" type="text" value="2645 Federal Signal Drive"/>
<b>2 7</b>	<b>Primary Address City</b> Primary Address City <input style="width: 100%;" type="text" value="UNIVERSITY PARK"/>

28

**Primary Address State**

Primary Address State (2 Digit Abbreviation)

Illinois

29

**Primary Address Zip**

Primary Address Zip

60484

30

**Search Words:**

Please list search words to be posted in the TIPS database about your company that TIPS website users might search. Words may be product names, manufacturers, or other words associated with the category of award. YOU MAY NOT LIST NON-CATEGORY ITEMS. (Limit 500 words) (Format: product, paper, construction, manufacturer name, etc.)

Federal Signal Corporation, Siren, Outdoor Warning, Indoor Warning, Modulator, Controller, Tornado Siren, Tsunami Siren, Mass Notification, Notification Equipment, Warning, Warning System

31

**Do you want TIPS Members to be able to spend Federal grant funds with you if awarded? Is it your intent to be able to sell to our members regardless of the fund source, whether it be local, state or federal?**

Most of our members receive Federal Government grants or other funding and they make up a significant portion of their budgets. The Members need to know if your company is willing to sell to them when they spend federal budget funds on their purchase. There are attributes that follow that include provisions from the federal regulations in 2 CFR part 200, etc. Your answers will determine if your award will be designated as eligible for TIPS Members to utilize federal funds with your company.

Do you want TIPS Members to be able to spend Federal funds, at the Member's discretion, with you?

Yes

32

**Yes - No**

Certification of Residency (Required by the State of Texas) The vendor's ultimate parent company or majority owner:

(A) has its principal place of business in Texas;

OR

(B) employs at least 500 persons in Texas?

This question is required as a data gathering function for information to our members making purchases with awarded vendors. It does not affect scoring with TIPS.

No

33

**Company Residence (City)**

Vendor's principal place of business is in the city of?

University Park

3  
4**Company Residence (State)**

Vendor's principal place of business is in the state of?

3  
5**Discount Offered - CAUTION READ CAREFULLY BECAUSE VENDORS FREQUENTLY MAKE MISTAKES ON THIS ATTRIBUTE QUESTION**

Remember this is a **MINIMUM** discount percentage. So, be sure that the discount percentage inserted here can be applied to ANY OFFERING OF GOODS OR SERVICES THROUGHOUT THE LIFE OF THE CONTRACT.

CAUTION: BE CERTAIN YOU CAN HONOR THIS **MINIMUM** DISCOUNT PERCENTAGE ON ANY OFFERED SERVICE OR GOOD NOW OR DURING THE LIFE OF THE CONTRACT.

What is the **MINIMUM** percentage discount off of any item or service you offer to TIPS Members that is in your regular catalog (as defined in the solicitation specifications document), website, store or shelf pricing or when adding new goods or services to your offerings during the life of the contract? The resulting price of any goods or services Catalog list prices after this discount is applied is a ceiling on your pricing and not a floor because, in order to be more competitive in the individual circumstance, you may offer a larger discount depending on the items or services purchased and the quantity at time of sale. Please note that any specific greater discount offered for a particular product, brand, or service listed in Vendor's proposal will control and Vendor will be required to honor that greater specific discount, in excess of the minimum discount, for that particular product, brand, or service for the life of the contract.

Must answer with a number between 0% and 100%.

3  
6**MINIMUM Discount Term**

Does the vendor agree to at least offer, for the life of the Agreement, the Minimum Discount Percentage off list or catalog proposed by Vendor in response to the Attribute entitled "Discount Offered - CAUTION READ CAREFULLY BECAUSE VENDORS FREQUENTLY MAKE MISTAKES ON THIS ATTRIBUTE QUESTION"? TIPS will utilize this response to satisfy the Long Term Cost scoring evaluation criteria. A "YES" answer will be awarded the maximum 10 points for this criterion out of the 100 total points and a "NO" answer is awarded 0 points.

3  
7**Yes - No**

If awarded on this TIPS Contract, for the duration of the Contract, Vendor agrees to provide, upon request, their then current catalog pricing, as defined in the solicitation and below, to TIPS upon request for any goods and services offered on Vendor's TIPS Contract.

"Catalog" means the available list of tangible personal property or services, in the most current listing, regardless of date, during the life of the contract, that takes the form of a catalog, price list, schedule, shelf price or other form that:

- A. is regularly maintained by the manufacturer or Vendor of an item; and
- B. is either published or otherwise available for inspection by a customer during the purchase process;
- C. to which the minimum discount proposed by the proposing Vendor may be applied.

3  
8**TIPS Administration Fee**

By submitting a proposal, I agree that all pricing submitted to TIPS shall include the Administration Fee, as designated in the solicitation or as otherwise agreed in writing which shall be remitted to TIPS by the Vendor, or the vendor's named resellers, and as agreed to in the Vendor Agreement. I agree that the fee shall not and will not be added by the Vendor as a separate line item on a TIPS member invoice, quote, proposal or any other written communications with the TIPS member.



3  
9

**Yes - No**

Vendor agrees to remit to TIPS the required administration fee or, if resellers are named, Vendor agrees to guarantee the fee remittance by or for the reseller named by the vendor?

TIPS/ESC Region 8 is required by Texas Government Code § 791 to be compensated for its work and thus, failure to agree shall render your response void and it will not be considered.

4  
0

**TIPS Administration Fee Paid by Vendor - Not Charged to Customer**

Vendor understands and agrees that it owes TIPS a TIPS Administration Fee (published in the RFP/RCSP document) on every TIPS sale made under an awarded TIPS Contract. Vendor further understands and agrees that Vendor shall submit pricing with this proposal which includes and accounts for the TIPS Administration Fee and ***shall never*** separately charge the TIPS Member Customer the TIPS fee or add the TIPS Administration Fee line item to an invoice or similar purchase document. Submission of this proposal is Vendor's certification that Vendor agrees to this mandatory term.

4  
1

**Additional Discounts?**

Do you offer additional discounts to TIPS members for large order quantities or large scope of work?

4  
2

**Years in Business as Proposing Company**

Years in business as proposing company?

4  
3

**Resellers:**

Does the vendor have resellers that it will name under this contract? Resellers are defined as other companies that sell your products under an agreement with you, the awarded vendor of TIPS.

EXAMPLE: BIGmart is a reseller of ACME brand televisions. If ACME were a TIPS awarded vendor, then ACME would list BIGmart as a reseller.

(If applicable, Vendor should add all Authorized Resellers within the TIPS Vendor Portal upon award).

4  
4

**Right of Refusal**

The proposing vendor has the right not to sell under the awarded agreement with a TIPS member at vendor's discretion unless required by law.

4  
5

#### NON-COLLUSIVE BIDDING CERTIFICATE

By submission of this bid or proposal, the Bidder certifies that:

- 1) This bid or proposal has been independently arrived at without collusion with any other Bidder or with any Competitor;
- 2) This bid or proposal has not been knowingly disclosed and will not be knowingly disclosed, prior to the opening of bids, or proposals for this project, to any other Bidder, Competitor or potential competitor:
- 3) No attempt has been or will be made to induce any other person, partnership or corporation to submit or not to submit a bid or proposal;
- 4) The person signing this bid or proposal certifies that he has fully informed himself regarding the accuracy of the statements contained in this certification, and under the penalties being applicable to the Bidder as well as to the person signing in its behalf.

Not a negotiable term. Failure to agree will render your proposal non-responsive and it will not be considered.

4  
6

#### CONFLICT OF INTEREST QUESTIONNAIRE - FORM CIQ - Do you have any CONFLICT OF INTEREST TO REPORT OR DISCLOSE under this statutory requirement?

Do you have any CONFLICT OF INTEREST TO REPORT OR DISCLOSE under this statutory requirement? YES or NO

If you have a conflict of interest as described in this form or the Local Government Code Chapter 176, cited therein- you are required to complete and file with TIPS.  
The Form CIQ is one of the attachments to this solicitation.

There is an optional upload for this form provided if you have a conflict and must file the form

4  
7

#### Filing of Form CIQ

If yes (above), have you filed a form CIQ by uploading the form to this RFP as directed above?

4  
8

#### Regulatory Standing

I certify to TIPS for the proposal attached that my company is in good standing with all governmental agencies Federal or state that regulate any part of our business operations. If not, please explain in the next attribute question.

4  
9

#### Regulatory Standing

Regulatory Standing explanation of no answer on previous question.

**Antitrust Certification Statements (Tex. Government Code § 2155.005)**

By submission of this bid or proposal, the Bidder certifies that:

I affirm under penalty of perjury of the laws of the State of Texas that:

(1) I am duly authorized to execute this contract on my own behalf or on behalf of the company, corporation, firm, partnership or individual (Company) listed below;

(2) In connection with this bid, neither I nor any representative of the Company has violated any provision of the Texas Free Enterprise and Antitrust Act, Tex. Bus. & Comm. Code Chapter 15;

(3) In connection with this bid, neither I nor any representative of the Company has violated any federal antitrust law;

(4) Neither I nor any representative of the Company has directly or indirectly communicated any of the contents of this bid to a competitor of the Company or any other company, corporation, firm, partnership or individual engaged in the same line of business as the Company.

**Suspension or Debarment Instructions**

## Instructions for Certification:

1. By answering yes to the next Attribute question below, the vendor and prospective lower tier participant is providing the certification set out herein in accordance with these instructions.
2. The certification in this clause is a material representation of fact upon which reliance was placed when this transaction was entered into. If it is later determined that the prospective lower tier participant knowingly rendered an erroneous certification in addition to other remedies available to the federal government, the department or agency with which this transaction originated may pursue available remedies, including suspension and / or debarment.
3. The prospective lower tier participant shall provide immediate written notice to the person to which this proposal is submitted if at any time the prospective lower tier participant learns that its certification was erroneous when submitted or has become erroneous by reason of changed circumstances.
4. The terms "covered transaction," "debarred," "suspended," "ineligible," "lower tier covered transaction," "participants," "person," "primary covered transaction," "principal," "proposal" and "voluntarily excluded," as used in this clause, have the meanings set out in the Definitions and Coverage sections of rules implementing Executive Order 12549. You may contact the person to which this proposal is submitted for assistance in obtaining a copy of those regulations.
5. The prospective lower tier participant agrees by submitting this form that, should the proposed covered transaction be entered into, it shall not knowingly enter into any lower tier covered transaction with a person who is debarred, suspended, declared ineligible or voluntarily excluded from participation in this covered transaction, unless authorized by the department or agency with which this transaction originated.
6. The prospective lower tier participant further agrees by submitting this form that it will include this clause titled "Certification Regarding Debarment, Suspension, Ineligibility and Voluntary Exclusion-Lower Tier Covered Transaction" without modification in all lower tier covered transactions and in all solicitations for lower tier covered transactions.
7. A participant in a covered transaction may rely upon a certification of a prospective participant in a lower tier covered transaction that it is not debarred, suspended, ineligible or voluntarily excluded from the covered transaction, unless it knows that the certification is erroneous. A participant may decide the method and frequency by which it determines the eligibility of its principals. Each participant may, but is not required to, check the Nonprocurement List.
8. Nothing contained in the foregoing shall be construed to require establishment of a system of records in order to render in good faith the certification required by this clause. The knowledge and information of a participant is not required to exceed that which is normally possessed by a prudent person in the ordinary course of business dealings.
9. Except for transactions authorized under paragraph 5 of these instructions, if a participant in a covered transaction knowingly enters into a lower tier covered transaction with a person who is suspended, debarred, ineligible or voluntarily excluded from participation in this transaction, in addition to other remedies available to the federal government, the department or agency with which this transaction originated may pursue available remedies, including suspension and / or debarment.

**Suspension or Debarment Certification**

By answering yes, you certify that no federal suspension or debarment is in place, which would preclude receiving a federally funded contract as described above.

**Non-Discrimination Statement and Certification**

In accordance with Federal civil rights law, all U.S. Departments, including the U.S. Department of Agriculture (USDA) civil rights regulations and policies, the USDA, its Agencies, offices, and employees, and institutions participating in or administering USDA programs are prohibited from discriminating based on race, color, national origin, religion, sex, gender identity (including gender expression), sexual orientation, disability, age, marital status, family/parental status, income derived from a public assistance program, political beliefs, or reprisal or retaliation for prior civil rights activity, in any program or activity conducted or funded by USDA (not all bases apply to all programs). Remedies and complaint filing deadlines vary by program or incident.

Persons with disabilities who require alternative means of communication for program information (e.g., Braille, large print, audiotope, American Sign Language, etc.) should contact the responsible Agency or USDA's TARGET Center at (202) 720-2600 (voice and TTY) or contact USDA through the Federal Relay Service at (800) 877-8339. Additionally, program information may be made available in languages other than English.

To file a program discrimination complaint, complete the USDA Program Discrimination Complaint Form, AD-3027, found online at [How to File a Program Discrimination Complaint](#) and at any USDA office or write a letter addressed to USDA and provide in the letter all of the information requested in the form. To request a copy of the complaint form, call (866) 632-9992. Submit your completed form or letter to USDA by: (1) mail: U.S. Department of Agriculture, Office of the Assistant Secretary for Civil Rights, 1400 Independence Avenue, SW, Washington, D.C. 20250-9410; (2) fax: (202) 690-7442; or (3) email: [program.intake@usda.gov](mailto:program.intake@usda.gov).

(Title VI of the Education Amendments of 1972; Section 504 of the Rehabilitation Act of 1973; the Age Discrimination Act of 1975; Title 7 CFR Parts 15, 15a, and 15b; the Americans with Disabilities Act; and FNS Instruction 113-1, Civil Rights Compliance and Enforcement – Nutrition Programs and Activities)

All U.S. Departments, including the USDA are equal opportunity provider, employer, and lender.

Not a negotiable term. Failure to agree by answering YES will render your proposal non-responsive and it will not be considered. I certify that in the performance of a contract with TIPS or its members, that our company will conform to the foregoing anti-discrimination statement and comply with the cited and all other applicable laws and regulations.

☒ Yes, I certify (Yes)

**2 CFR PART 200 Contract Provisions Explanation**

Required Federal contract provisions of Federal Regulations for Contracts for contracts with ESC Region 8 and TIPS Members:

The following provisions are required to be in place and agreed if the procurement is funded in any part with federal funds.

The ESC Region 8 and TIPS Members are the subgrantee or Subrecipient by definition. Most of the provisions are located in 2 CFR PART 200 - Appendix II to Part 200—Contract Provisions for Non-Federal Entity Contracts Under Federal Awards at 2 CFR PART 200. Others are included within 2 CFR part 200 et al.

In addition to other provisions required by the Federal agency or non-Federal entity, all contracts made by the non-Federal entity under the Federal award must contain provisions covering the following, as applicable.

5  
5

## 2 CFR PART 200 Contracts

Contracts for more than the simplified acquisition threshold currently set at \$250,000, which is the inflation adjusted amount determined by the Civilian Agency Acquisition Council and the Defense Acquisition Regulations Council (Councils) as authorized by 41 U.S.C. 1908, must address administrative, contractual, or legal remedies in instances where contractors violate or breach contract terms, and provide for such sanctions and penalties as appropriate.

Notice: Pursuant to the above, when federal funds are expended by ESC Region 8 and TIPS Members, ESC Region 8 and TIPS Members reserves all rights and privileges under the applicable laws and regulations with respect to this procurement in the event of breach of contract by either party.

Does vendor agree?

5  
6

## 2 CFR PART 200 Termination

Termination for cause and for convenience by the grantee or subgrantee including the manner by which it will be effected and the basis for settlement. (All contracts in excess of \$10,000)

Pursuant to the above, when federal funds are expended by ESC Region 8 and TIPS Members, ESC Region 8 and TIPS Members reserves the right to terminate any agreement in excess of \$10,000 resulting from this procurement process for cause after giving the vendor an appropriate opportunity and up to 30 days, to cure the causal breach of terms and conditions. ESC Region 8 and TIPS Members reserves the right to terminate any agreement in excess of \$10,000 resulting from this procurement process for convenience with 30 days notice in writing to the awarded vendor. The vendor would be compensated for work performed and goods procured as of the termination date if for convenience of the ESC Region 8 and TIPS Members. Any award under this procurement process is not exclusive and the ESC Region 8 and TIPS reserves the right to purchase goods and services from other vendors when it is in the best interest of the ESC Region 8 and TIPS.

Does vendor agree?

5  
7

## 2 CFR PART 200 Clean Air Act

Clean Air Act (42 U.S.C. 7401-7671q.) and the Federal Water Pollution Control Act (33 U.S.C. 1251-1387), as amended—Contracts and subgrants of amounts in excess of \$150,000 must contain a provision that requires the non-Federal award to agree to comply with all applicable standards, orders or regulations issued pursuant to the Clean Air Act (42 U.S.C. 7401-7671q) and the Federal Water Pollution Control Act as amended (33 U.S.C. 1251-1387). Violations must be reported to the Federal awarding agency and the Regional Office of the Environmental Protection Agency (EPA).

Pursuant to the Clean Air Act, et al above, when federal funds are expended by ESC Region 8 and TIPS Members, ESC Region 8 and TIPS Members requires that the proposer certify that during the term of an award by the ESC Region 8 and TIPS Members resulting from this procurement process the vendor agrees to comply with all of the above regulations, including all of the terms listed and referenced therein.

Does vendor agree?



58

**2 CFR PART 200 Byrd Anti-Lobbying Amendment**

Byrd Anti-Lobbying Amendment (31 U.S.C. 1352)—Contractors that apply or bid for an award exceeding \$100,000 must file the required certification. Each tier certifies to the tier above that it will not and has not used Federal appropriated funds to pay any person or organization for influencing or attempting to influence an officer or employee of any agency, a member of Congress, officer or employee of Congress, or an employee of a member of Congress in connection with obtaining any Federal contract, grant or any other award covered by 31 U.S.C. 1352. Each tier must also disclose any lobbying with non-Federal funds that takes place in connection with obtaining any Federal award. Such disclosures are forwarded from tier to tier up to the non-Federal award.

Pursuant to the above, when federal funds are expended by ESC Region 8 and TIPS Members, ESC Region 8 and TIPS Members requires the proposer certify that during the term and during the life of any contract with ESC Region 8 and TIPS Members resulting from this procurement process the vendor certifies to the terms included or referenced herein.

Does vendor agree?

59

**2 CFR PART 200 Federal Rule**

Compliance with all applicable standards, orders, or requirements issued under section 306 of the Clean Air Act (42 U.S.C. 1857(h)), section 508 of the Clean Water Act (33 U.S.C. 1368), Executive Order 11738, and Environmental Protection Agency regulations (40 CFR part 15). (Contracts, subcontracts, and subgrants of amounts in excess of \$250,000)

Pursuant to the above, when federal funds are expended by ESC Region 8 and TIPS Members, ESC Region 8 and TIPS Members requires the proposer certify that in performance of the contracts, subcontracts, and subgrants of amounts in excess of \$250,000, the vendor will be in compliance with all applicable standards, orders, or requirements issued under section 306 of the Clean Air Act (42 U.S.C. 1857(h)), section 508 of the Clean Water Act (33 U.S.C. 1368), Executive Order 11738, and Environmental Protection Agency regulations (40 CFR part 15).

Does vendor certify that it is in compliance with the Clean Air Act?

60

**2 CFR PART 200 Procurement of Recovered Materials**

A non-Federal entity that is a state agency or agency of a political subdivision of a state and its contractors must comply with section 6002 of the Solid Waste Disposal Act, as amended by the Resource Conservation and Recovery Act. The requirements of Section 6002 include procuring only items designated in guidelines of the Environmental Protection Agency (EPA) at 40 CFR part 247 that contain the highest percentage of recovered materials practicable, consistent with maintaining a satisfactory level of competition, where the purchase price of the item exceeds \$10,000 or the value of the quantity acquired during the preceding fiscal year exceeded \$10,000; procuring solid waste management services in a manner that maximizes energy and resource recovery; and establishing an affirmative procurement program for procurement of recovered materials identified in the EPA guidelines.

Does vendor certify that it is in compliance with the Solid Waste Disposal Act as described above?

6  
1

## 2 CFR PART 200 Rights to Inventions

If the Federal award meets the definition of “funding agreement” under 37 CFR §401.2 (a) and the recipient or subrecipient wishes to enter into a contract with a small business firm or nonprofit organization regarding the substitution of parties, assignment or performance of experimental, developmental, or research work under that “funding agreement,” the recipient or subrecipient must comply with the requirements of 37 CFR Part 401, “Rights to Inventions Made by Nonprofit Organizations and Small Business Firms Under Government Grants, Contracts and Cooperative Agreements,” and any implementing regulations issued by the awarding agency.

Pursuant to the above, when the foregoing applies to ESC Region 8 and TIPS Members, Vendor certifies that during the term of an award resulting from this procurement process, Vendor agrees to comply with all applicable requirements as referenced in the Federal rule above.

Does vendor agree?

6  
2

## 2 CFR PART 200 Domestic Preferences for Procurements

As appropriate and to the extent consistent with law, the non-Federal entity should, to the greatest extent practicable under a Federal award, provide a preference for the purchase, acquisition, or use of goods, products, or materials produced in the United States (including but not limited to iron, aluminum, steel, cement, and other manufactured products). The requirements of this section must be included in all subawards including all contracts and purchase orders for work or products under this award. For purposes of 2 CFR Part 200.322, “Produced in the United States” means, for iron and steel products, that all manufacturing processes, from the initial melting stage through the application of coatings, occurred in the United States. Moreover, for purposes of 2 CFR Part 200.322, “Manufactured products” means items and construction materials composed in whole or in part of non-ferrous metals such as aluminum, plastics and polymer-based products such as polyvinyl chloride pipe, aggregates such as concrete, glass, including optical fiber, and lumber.

Pursuant to the above, when federal funds are expended by ESC Region 8 and TIPS Members, Vendor certifies that to the greatest extent practicable Vendor will provide a preference for the purchase, acquisition, or use of goods, products, or materials produced in the United States (including but not limited to iron, aluminum, steel, cement, and other manufactured products).

Does vendor agree?

6  
3

## 2 CFR PART 200 Ban on Foreign Telecommunications

Federal grant funds may not be used to purchase equipment, services, or systems that use “covered telecommunications” equipment or services as a substantial or essential component of any system, or as critical technology as part of any system. “Covered telecommunications” means purchases from Huawei Technologies Company or ZTE Corporation (or any subsidiary or affiliate of such entities), and video surveillance and telecommunications equipment produced by Hytera Communications Corporation, Hangzhou Hikvision Digital Technology Company, or Dahua Technology Company (or any subsidiary or affiliate of such entities).

Pursuant to the above, when federal funds are expended by ESC Region 8 and TIPS Members, Vendor certifies that Vendor will not purchase equipment, services, or systems that use “covered telecommunications”, as defined by 2 CFR §200.216 equipment or services as a substantial or essential component of any system, or as critical technology as part of any system.

Does vendor agree?

6  
4**2 CFR PART 200 Contract Cost & Price**

For contracts more than the simplified acquisition threshold currently set at \$250,000, a TIPS Member may, in very rare circumstances, be required to negotiate profit as a separate element of the price pursuant to 2 C.F.R. 200.324(b). Under those circumstances, Vendor agrees to provide information and negotiate with the TIPS Member regarding profit as a separate element of the price. However, Vendor certifies that the total price charged by the Vendor shall not exceed the Vendor's TIPS pricing and pricing terms proposed.

Does Vendor Agree?

6  
5**FEMA Fund Certifications**

Submission of this proposal is Vendor's certification that Vendor agrees to this term. Vendor certifies that **IF and when** Vendor accepts a TIPS purchase paid for in full or part with FEMA funds, Vendor certifies that:

(1) Vendor agrees to provide the TIPS Member, the FEMA Administrator, the Comptroller General of the United States, or any of their authorized representatives access to and rights to reproduce any books, documents, papers, and records of the Contractor which are directly pertinent to this contract for the purposes of making audits, examinations, excerpts, and transcriptions. The Vendor agrees to provide the FEMA Administrator or an authorized representatives access to construction or other work sites pertaining to the work being completed under the contract. Vendor acknowledges and agrees that no language in this contract or the contract with the TIPS Member is intended to prohibit audits or internal reviews by the FEMA Administrator or the Comptroller General of the United States.

(2) The Vendor shall not use the Department of Homeland Security's seal(s), logos, crests, or reproductions of flags or likenesses of DHS agency officials without specific FEMA pre-approval.

(3) The Vendor will comply with all applicable Federal law, regulations, executive orders, FEMA policies, procedures, and directives.

(4) The Federal Government is not a party to this contract and is not subject to any obligations or liabilities to the non-Federal entity, contractor, or any other party pertaining to any matter resulting from the contract.

(5) The Vendor acknowledges that 31 U.S.C. Chap. 38 (Administrative Remedies for False Claims and Statements) applies to the Vendor's actions pertaining to this contract.

6  
6**Certification of Compliance with the Energy Policy and Conservation Act**

When appropriate and to the extent consistent with the law, Vendor certifies that it will comply with the Energy Policy and Conservation Act (42 U.S.C. 6321 et seq; 49 C.F.R. Part 18) and any mandatory standards and policies relating to energy efficiency which are contained in applicable state energy conservation plans issued in compliance with the Act.

Does Vendor agree?

6  
7**Certification Regarding Lobbying**

Applicable to Grants, Subgrants, Cooperative Agreements, and Contracts Exceeding \$100,000 in Federal Funds

Submission of this certification is a prerequisite for making or entering into this transaction and is imposed by section 1352, Title 31, U.S. Code. This certification is a material representation of fact upon which reliance was placed when this transaction was made or entered into. Any person who fails to file the required certification shall be subject to a civil penalty of not less than \$10,000 and not more than \$100,000 for each such failure.

The undersigned certifies, to the best of his or her knowledge and belief, that:

(1) No Federal appropriated funds have been paid or will be paid by or on behalf of the undersigned, to any person for influencing or attempting to influence an officer or employee of any agency, a Member of Congress, an officer or employee of congress, or an employee of a Member of Congress in connection with the awarding of a Federal contract, the making of a Federal grant, the making of a Federal loan, the entering into a cooperative agreement, and the extension, continuation, renewal, amendment, or modification of a Federal contract, grant, loan, or cooperative agreement.

(2) If any funds other than Federal appropriated funds have been paid or will be paid to any person for influencing or attempting to influence an officer or employee of any agency, a Member of Congress, an officer or employee of congress, or an employee of a Member of Congress in connection with this Federal grant or cooperative agreement, the undersigned shall complete and submit Standard Form-LLL, "disclosure Form to Report Lobbying," in accordance with its instructions.

(3) The undersigned shall require that the language of this certification be included in the award documents for all covered subawards exceeding \$100,000 in Federal funds at all appropriate tiers and that all subrecipients shall certify and disclose accordingly.

6  
8**If you answered "I HAVE lobbied" to the above Attribute Question**

If you answered "I HAVE lobbied" to the above Attribute question, you must download the Lobbying Report "Standard From LLL, disclosure Form to Report Lobbying" which includes instruction on completing the form, complete and submit it in the Response Attachments section as a report of the lobbying activities you performed or paid others to perform.

6  
9**Subcontracting with Small and Minority Businesses, Women's Business Enterprises, and Labor Surplus Area Firms.**

Do you ever anticipate the possibility of subcontracting any of your work under this award if you are successful?

IF NO, DO NOT ANSWER THE NEXT ATTRIBUTE QUESTION. . IF YES, and ONLY IF YES, you must answer the next question YES if you want a TIPS Member to be authorized to spend Federal Grant Funds for Procurement.

7  
0

**ONLY IF YES TO THE PREVIOUS QUESTION OR if you ever do subcontract any part of your performance under the TIPS Agreement, do you agree to comply with the following federal requirements?**

ONLY IF YES TO THE PREVIOUS QUESTION OR if you ever do subcontract any part of your performance under the TIPS Agreement,

do you agree to comply with the following federal requirements?

Federal Regulation 2 CFR §200.321 Contracting with small and minority businesses, women's business enterprises, and labor surplus area firms. (a)The non-Federal entity must take all necessary affirmative steps to assure that minority businesses, women's business enterprises, and labor surplus area firms are used when possible.

(b) Affirmative steps must include:

(1) Placing qualified small and minority businesses and women's business enterprises on solicitation lists;

(2) Assuring that small and minority businesses, and women's business enterprises are solicited whenever they are potential sources;

(3) Dividing total requirements, when economically feasible, into smaller tasks or quantities to permit maximum participation by small and minority businesses, and women's business enterprises;

(4) Establishing delivery schedules, where the requirement permits, which encourage participation by small and minority businesses, and women's business enterprises;

(5) Using the services and assistance, as appropriate, of such organizations as the Small Business Administration and the Minority Business Development Agency of the Department of Commerce ; and

(6) Requiring the prime contractor, if subcontracts are to be let, to take the affirmative steps listed in paragraphs(1) through (5) of this section.

No response

7  
1

## **Indemnification**

The ESC Region 8 and TIPS is a Texas Political Subdivision and a local governmental entity; therefore, is prohibited from

indemnifying third parties pursuant to the Texas Constitution (Article 3, Section 52) except as specifically provided by law or as

ordered by a court of competent jurisdiction. A provision in a contract to indemnify or hold a party harmless is a promise to pay for

any expenses the indemnified party incurs, if a specified event occurs, such as breaching the terms of the contract or negligently

performing duties under the contract. Article III, Section 49 of the Texas Constitution states that "no debt shall be created by or on

behalf of the State ... " The Attorney General has counseled that a contractually imposed obligation of indemnity creates a "debt" in

the constitutional sense. Tex. Att'y Gen. Op. No. MW-475 (1982). Contract clauses which require the System or institutions to

indemnify must be deleted or qualified with "to the extent permitted by the Constitution and Laws of the State of Texas." Liquidated

damages, attorney's fees, waiver of vendor's liability, and waiver of statutes of limitations clauses should also be deleted or qualified

with "to the extent permitted by the Constitution and laws of State of Texas."

Not a negotiable term. Failure to agree will render your proposal non-responsive and it will not be considered. Do you agree

to these terms?

☒ Yes, I Agree (Yes)

7  
2**Remedies**

The parties shall be entitled to exercise any right or remedy available to it either at law or in equity, subject to the choice of law, venue and service of process clauses limitations agreed herein. Nothing in this agreement shall commit the TIPS to an arbitration resolution of any disagreement under any circumstances. Any Claim arising out of or related to the Contract, except for those specifically waived under the terms of the Contract, may, after denial of the Board of Directors, be subject to mediation at the request of either party. Any issues not resolved hereunder MAY be referred to non-binding mediation to be conducted by a mutually agreed upon mediator as a prerequisite to the filing of any lawsuit over such issue(s). The parties shall share the mediator's fee and any associated filing fee equally. Mediation shall be held in Camp or Titus County, Texas. Agreements reached in mediation shall be reduced to writing, and will be subject to the approval by the District's Board of Directors, signed by the Parties if approved by the Board of Directors, and, if signed, shall thereafter be enforceable as provided by the laws of the State of Texas.

Do you agree to these terms?

7  
3**Remedies Explanation of No Answer**7  
4**Choice of Law**

The agreement between the Vendor and TIPS/ESC Region 8 and any addenda or other additions resulting from this procurement process, however described, shall be governed by, construed and enforced in accordance with the laws of the State of Texas, regardless of any conflict of laws principles. THIS DOES NOT APPLY to a vendor's agreement entered into with a TIPS Member, as the Member may be located outside Texas.

Do you agree to these terms?

7  
5**Venue, Jurisdiction and Service of Process**

Any proceeding, involving Region 8 ESC or TIPS, arising out of or relating to this procurement process or any contract issued by TIPS resulting from or any contemplated transaction shall be brought in a court of competent jurisdiction in Camp County, Texas and each of the parties irrevocably submits to the exclusive jurisdiction of said court in any such proceeding, waives any objection it may now or hereafter have to venue or to convenience of forum, agrees that all claims in respect of the Proceeding shall be heard and determined only in any such court, and agrees not to bring any proceeding arising out of or relating to this procurement process or any contract resulting from or any contemplated transaction in any other court. The parties agree that either or both of them may file a copy of this paragraph with any court as written evidence of the knowing, voluntary and freely bargained for agreement between the parties irrevocably to waive any objections to venue or to convenience of forum. Process in any Proceeding referred to in the first sentence of this Section may be served on any party anywhere in the world. Any dispute resolution process other than litigation shall have venue in Camp County or Titus County Texas.

Do you agree to these terms?

7  
6

### Infringement(s)

The successful vendor will be expected to indemnify and hold harmless the TIPS and its employees, officers, agents, representatives, contractors, assignees and designees from any and all third party claims and judgments involving infringement of patent, copyright, trade secrets, trade or service marks, and any other intellectual or intangible property rights attributed to or claims based on the Vendor's proposal or Vendor's performance of contracts awarded and approved.

Do you agree to these terms?

☐ Yes, I Agree

7  
7

### Infringement(s) Explanation of No Answer

*No response*

7  
8

### Contract Governance

Any contract made or entered into by the TIPS is subject to and is to be governed by Section 271.151 et seq, Tex Loc Gov't Code. Otherwise, TIPS does not waive its governmental immunities from suit or liability except to the extent expressly waived by other applicable laws in clear and unambiguous language.

☒ Yes, I Agree (Yes)

7  
9

### Payment Terms and Funding Out Clause

Payment Terms:

TIPS or TIPS Members shall not be liable for interest or late payment fees on past-due balances at a rate higher than permitted by the laws or regulations of the jurisdiction of the TIPS Member.

Funding Out Clause:

Vendor agrees to abide by the laws and regulations, including Texas Local Government Code § 271.903, or any statutory or regulatory limitations of the jurisdiction of any TIPS Member which governs contracts entered into by the Vendor and TIPS or a TIPS Member that requires all contracts approved by TIPS or a TIPS Member are subject to the budgeting and appropriation of currently available funds by the entity or its governing body.

See statute(s) for specifics or consult your legal counsel.

Not a negotiable term. Failure to agree will render your proposal non-responsive and it will not be considered.

Do you agree to these terms?

☒ Yes, I Agree (Yes)

## 80 Insurance and Fingerprint Requirements Information

### Insurance

If applicable and your staff will be on TIPS member premises for delivery, training or installation etc. and/or with an automobile, you must carry automobile insurance as required by law. You may be asked to provide proof of insurance.

### Fingerprint

It is possible that a vendor may be subject to Chapter 22 of the Texas Education Code. The Texas Education Code, Chapter 22, Section 22.0834 & 22.08341. Statutory language may be found at: <http://www.statutes.legis.state.tx.us/>

If the vendor has staff that meet both of these criterion:

- (1) will have continuing duties related to the contracted services; and
- (2) has or will have direct contact with students

Then you have "covered" employees for purposes of completing the attached form.

TIPS recommends all vendors consult their legal counsel for guidance in compliance with this law. If you have questions on how to comply, see below. If you have questions on compliance with this code section, contact the Texas Department of Public Safety Non-Criminal Justice Unit, Access and Dissemination Bureau, FAST-FACT at [NCJU@txdps.state.tx.us](mailto:NCJU@txdps.state.tx.us) and you should send an email identifying you as a contractor to a Texas Independent School District or ESC Region 8 and TIPS. Texas DPS phone number is (512) 424-2474.

See form in the next attribute to complete entitled:  
Texas Education Code Chapter 22 Contractor Certification for Contractor Employees



**Texas Education Code Chapter 22 Contractor Certification for Contractor Employees**

Introduction: Texas Education Code Chapter 22 requires entities that contract with school districts to provide services to obtain criminal history record information regarding covered employees. Contractors must certify to the district that they have complied. Covered employees with disqualifying criminal histories are prohibited from serving at a school district.

Definitions: Covered employees: Employees of a contractor or subcontractor who have or will have continuing duties related to the service to be performed at the District and have or will have direct contact with students. The District will be the final arbiter of what constitutes direct contact with students. Disqualifying criminal history: Any conviction or other criminal history information designated by the District, or one of the following offenses, if at the time of the offense, the victim was under 18 or enrolled in a public school:

(a) a felony offense under Title 5, Texas Penal Code; (b) an offense for which a defendant is required to register as a sex offender under Chapter 62, Texas Code of Criminal Procedure; or (c) an equivalent offense under federal law or the laws of another state.

I certify that:

**NONE (Section A)** of the employees of Contractor and any subcontractors are covered employees, as defined above. If this box is checked, I further certify that Contractor has taken precautions or imposed conditions to ensure that the employees of Contractor and any subcontractor will not become covered employees. Contractor will maintain these precautions or conditions throughout the time the contracted services are provided.

**OR**

**SOME (Section B)** or all of the employees of Contractor and any subcontractor are covered employees. If this box is checked, I further certify that:

(1) Contractor has obtained all required criminal history record information regarding its covered employees. None of the covered employees has a disqualifying criminal history.

(2) If Contractor receives information that a covered employee subsequently has a reported criminal history, Contractor will immediately remove the covered employee from contract duties and notify the District in writing within 3 business days.

(3) Upon request, Contractor will provide the District with the name and any other requested information of covered employees so that the District may obtain criminal history record information on the covered employees.

(4) If the District objects to the assignment of a covered employee on the basis of the covered employee's criminal history record information, Contractor agrees to discontinue using that covered employee to provide services at the District.

Noncompliance or misrepresentation regarding this certification may be grounds for contract termination.

☐ None

8  
2**Texas Business and Commerce Code § 272 Requirements as of 9-1-2017**

SB 807 prohibits construction contracts to have provisions requiring the contract to be subject to the laws of another state, to be required to litigate the contract in another state, or to require arbitration in another state. A contract with such provisions is voidable. Under this new statute, a "construction contract" includes contracts, subcontracts, or agreements with (among others) architects, engineers, contractors, construction managers, equipment lessors, or materials suppliers. "Construction contracts" are for the design, construction, alteration, renovation, remodeling, or repair of any building or improvement to real property, or for furnishing materials or equipment for the project. The term also includes moving, demolition, or excavation. BY RESPONDING TO THIS SOLICITATION, AND WHEN APPLICABLE, THE PROPOSER AGREES TO COMPLY WITH THE TEXAS BUSINESS AND COMMERCE CODE § 272 WHEN EXECUTING CONTRACTS WITH TIPS MEMBERS THAT ARE TEXAS GOVERNMENT ENTITIES.

8  
3**Texas Government Code 2270 & 2271 Verification Form**

Texas Government Code 2270 & 2271 Verification Form

If (a) Vendor is not a sole proprietorship; (b) Vendor has ten (10) or more full-time employees; and (c) this Agreement has a value of \$100,000 or more, the following certification shall apply; otherwise, this certification is not required. Pursuant to Chapter 2271 of the Texas Government Code, the Vendor hereby certifies and verifies that neither the Vendor, nor any affiliate, subsidiary, or parent company of the Vendor, if any (the "Vendor Companies"), boycotts Israel, and the Vendor agrees that the Vendor and Vendor Companies will not boycott Israel during the term of this Agreement. For purposes of this Agreement, the term "boycott" shall mean and include refusing to deal with, terminating business activities with, or otherwise taking any action that is intended to penalize, inflict economic harm on, or limit commercial relations with Israel, or with a person or entity doing business in Israel or in an Israeli-controlled territory, but does not include an action made for ordinary business purposes.

Our entity further certifies that it is is not listed on and we do not do business with companies prohibited by Texas Government Code 2270 or that are on the Texas Comptroller of Public Accounts list of Designated Foreign Terrorists Organizations per Texas Gov't Code 2270.0153 found at <https://comptroller.texas.gov/purchasing/docs/foreign-terrorist.pdf>

I swear and affirm that the above is true and correct.

8  
4**Logos and other company marks**

Please upload your company logo to be added to your individual profile page on the TIPS website. If any particular specifications are required for use of your company logo, please upload that information under the "Logo and Other Company Marks" section under the "Response Attachment" tab. Preferred Logo Format: 300 x 225 px - .png, .eps, .jpeg preferred

Potential uses of company logo:

\* Your Vendor Profile Page of TIPS website

\* Potentially on TIPS website scroll bar for Top Performing Vendors

\* TIPS Quarterly eNewsletter sent to TIPS Members

\* Co-branding Flyers and or email blasts to our TIPS Members (Permission and approval will be obtained before publishing)

8  
5**Solicitation Deviation/Compliance**

Does the vendor agree with the General Conditions Standard Terms and Conditions or Item Specifications listed in this proposal invitation?

8  
6**Solicitation Exceptions/Deviations Explanation**

If the bidder intends to deviate from the General Conditions Standard Terms and Conditions or Item Specifications listed in this proposal invitation, all such deviations must be listed on this attribute, with complete and detailed conditions and information included or attached.

TIPS will consider any deviations in its proposal award decisions, and TIPS reserves the right to accept or reject any bid based upon any deviations indicated below or in any attachments or inclusions.

In the absence of any deviation entry on this attribute, the proposer assures TIPS of their full compliance with the Standard Terms and Conditions, Item Specifications, and all other information contained in this Solicitation.

8  
7**Agreement Deviation/Compliance**

Does the vendor agree with the language in the Vendor Agreement?

8  
8**Agreement Exceptions/Deviations Explanation**

If the proposing Vendor desires to deviate from the Vendor Agreement language, all such deviations must be listed on this attribute, with complete and detailed conditions and information included. TIPS will consider any deviations in its proposal award decisions, and TIPS reserves the right to accept or reject any proposal based upon any deviations indicated below. In the absence of any deviation entry on this attribute, the proposer assures TIPS of their full compliance with the Vendor Agreement.

8  
9**Felony Conviction Notice**

Texas Education Code, Section 44.034, Notification of Criminal History, Subsection (a), states "a person or business entity that enters into a contract with a school district must give advance notice to the district if the person or an owner or operator of the business entity has been convicted of a felony. The notice must include a general description of the conduct resulting in the conviction of a felony." Subsection (b) states "a school district may terminate a contract with a person or business entity if the district determines that the person or business entity failed to give notice as required by Subsection (a) or misrepresented the conduct resulting in the conviction. The district must compensate the person or business entity for services performed before the termination of the contract." (c) This section does not apply to a publicly held corporation. The person completing this proposal certifies that they are authorized to provide the answer to this question.

Select A., B. or C.

A. My firm is a publicly held corporation; therefore, this reporting requirement is not applicable.

OR B. My firm is not owned nor operated by anyone who has been convicted of a felony, OR

C. My firm is owned or operated by the following individual(s) who has/have been convicted of a felony. (if you answer C below, you are required to provide information in the next attribute.

90

**If you answered C. My Firm is owned or operated by a felon to the previous question, you are REQUIRED TO ANSWER THE FOLLOWING QUESTIONS.**

If you answered C. My Firm is owned or operated by a felon to the previous question, you must provide the following information.

1. Name of Felon(s)
2. The named person's role in the firm, and
3. Details of Conviction(s).

No response

91

**Required Confidentiality Claim Form**

**Required Confidentiality Claim Form**

This completed form is required by TIPS. By submitting a response to this solicitation you agree to download from the "Attachments" section, complete according to the instructions on the form, then upload the completed form, with any confidential attachments, if applicable, to the "Response Attachments" section titled "Confidentiality Form" in order to provide to TIPS the completed form titled, "CONFIDENTIALITY CLAIM FORM". **THIS REQUIRED PROCESS IS THE ONLY WAY TO DEEM PROPOSAL DOCUMENTATION CONFIDENTIAL ANY OTHER CONFIDENTIAL DESIGNATION WILL BE DISREGARDED UNLESS THE DOCUMENT IS IDENTIFIED BY AND ATTACHED TO THE REQUIRED FORM.** By completing this process, you provide us with the information we require to comply with the open record laws of the State of Texas as they may apply to your proposal submission. If you do not provide the form with your proposal, an award will not be made if your proposal is qualified for an award, until TIPS has an accurate, completed form from you.

Read the form carefully before completing and if you have any questions, email bids@tips-usa.com.

92

**Member Access to Vendor Proposal**

Notwithstanding any other information provided in this solicitation or Vendor designation of certain documentation as confidential or proprietary, Vendor's acceptance of this TIPS Contract constitutes Vendor's consent to the disclosure of Vendor's comprehensive proposal, including any information deemed confidential or proprietary, **to TIPS Members**. The proposing Vendor agrees that TIPS shall not be responsible or liable for any use or distribution of information or documentation by TIPS Members or any other party. By submitting this proposal, Vendor certifies the foregoing.

93

**Choice of Law clauses with TIPS Members**

If the vendor is awarded a contract with TIPS under this solicitation, the vendor agrees to make any Choice of Law clauses in any contract or agreement entered into between the awarded vendor and with a TIPS member entity to read as follows: "Choice of law shall be the laws of the state where the customer resides" or words to that effect.

Agreed

94

**Venue of dispute resolution with a TIPS Member**

In the event of litigation or use of any dispute resolution model when resolving disputes with a TIPS member entity as a result of a transaction between the vendor and TIPS or the TIPS member entity, the Venue for any litigation or other agreed upon model shall be in the state and county where the customer resides unless otherwise agreed by the parties at the time the dispute resolution model is decided by the parties.

Agreed

95

**Automatic renewal of contracts or agreements with TIPS or a TIPS member entity**

This clause **DOES NOT** prohibit multiyear contracts or agreements with TIPS member entities. Because TIPS and TIPS members are governmental entities subject to laws that control appropriations of funds during their fiscal years for contracts and agreements to provide goods and services, does the Vendor agree to limit any automatic renewal clauses of a contract or agreement executed as a result of this TIPS solicitation award to not longer than "month to month" and at the TIPS contracted rate.

Agreed

9  
6**Indemnity Limitation with TIPS Members**

Texas and other states restrict by law or state Constitution the ability of a governmental entity to indemnify others. TIPS requires that any contract entered into between a vendor and TIPS or a TIPS Member as a result of an award under this Solicitation limit the requirement that the Customer indemnify the Vendor by either eliminating any such indemnity requirement clauses in any agreements, contracts or other binding documents **OR** by prefacing all indemnity clauses required of TIPS or the TIPS Member entity with the following: "To the extent permitted by the laws or the Constitution of the state where the customer resides, ".

**Agreement is a required condition to award of a contract resulting from this Solicitation.**

9  
7**Arbitration Clauses**

Except for certain circumstances, TIPS forbids a mandatory arbitration clause in any contract or agreement entered into between the awarded vendor with TIPS or a TIPS member entity. Does the vendor agree to exclude any arbitration requirement in any contracts or agreement entered into between TIPS or a TIPS member entity through an awarded contract with TIPS?

9  
8**Required Vendor Sales Reporting**

By responding to this Solicitation, you agree to report to TIPS all sales made under any awarded Agreement with TIPS. Vendor is required to report all sales under the TIPS contract to TIPS. If the TIPS Member entity requesting a price from the awarded Vendor requests the TIPS contract, Vendor must include the TIPS Contract number on any communications with the TIPS Member entity. If awarded, you will be provided access to the Vendor Portal. To report sales, login to the TIPS Vendor Portal and click on the PO's and Payments tab. Pages 3-7 of the **Vendor Portal User Guide** will walk you through the process of reporting sales to TIPS. Please refer to the TIPS **Accounting FAQ's** for more information about reporting sales and if you have further questions, contact the Accounting Team at [accounting@tips-usa.com](mailto:accounting@tips-usa.com). The Vendor or vendor assigned dealers are responsible for keeping record of all sales that go through the TIPS Agreement and submitting same to TIPS.

9  
9**Upload of Current W-9 Required**

Please note that you are required by TIPS to upload a current W-9 Internal Revenue Service (IRS) Tax Form for your entity. This form will be utilized by TIPS to properly identify your entity.

1  
0  
0**CERTIFICATION REGARDING BOYCOTTING CERTAIN ENERGY COMPANIES (Texas law as of September 1, 2021)**

**By submitting a proposal to this Solicitation, you certify that you agree, when it is applicable, to the following required by Texas law as of September 1, 2021:**

If (a) company is not a sole proprietorship; (b) company has ten (10) or more full-time employees; and (c) this contract has a value of \$100,000 or more that is to be paid wholly or partly from public funds, the following certification shall apply; otherwise, this certification is not required. Pursuant to Tex. Gov't Code Ch. 2274 of SB 13 (87<sup>th</sup> session), the company hereby certifies and verifies that the company, or any wholly owned subsidiary, majority-owned subsidiary, parent company, or affiliate of these entities or business associations, if any, does not boycott energy companies and will not boycott energy companies during the term of the contract. For purposes of this contract, the term "company" shall mean an organization, association, corporation, partnership, joint venture, limited partnership, limited liability partnership, or limited liability company, that exists to make a profit. The term "boycott energy company" shall mean "without an ordinary business purpose, refusing to deal with, terminating business activities with, or otherwise taking any action intended to penalize, inflict economic harm on, or limit commercial relations with a company because the company (a) engages in the exploration, production, utilization, transportation, sale, or manufacturing of fossil fuel-based energy and does not commit or pledge to meet environmental standards beyond applicable federal and state law, or (b) does business with a company described by paragraph (a)." See Tex. Gov't Code § 809.001(1).

101

## **CERTIFICATION PROHIBITING DISCRIMINATION AGAINST FIREARM AND AMMUNITION INDUSTRIES (Texas law as of September 1, 2021)**

**By submitting a proposal to this Solicitation, you certify that you agree, when it is applicable, to the following required by Texas law as of September 1, 2021:**

If (a) company is not a sole proprietorship; (b) company has at least ten (10) full-time employees; (c) this contract has a value of at least \$100,000 that is paid wholly or partly from public funds; (d) the contract is not excepted under Tex. Gov't Code § 2274.003 of SB 19 (87<sup>th</sup> leg.); and (e) governmental entity has determined that company is not a sole-source provider or governmental entity has not received any bids from a company that is able to provide this written verification, the following certification shall apply; otherwise, this certification is not required.

Pursuant to Tex. Gov't Code Ch. 2274 of SB 19 (87<sup>th</sup> session), the company hereby certifies and verifies that the company, or association, corporation, partnership, joint venture, limited partnership, limited liability partnership, or limited liability company, including a wholly owned subsidiary, majority-owned subsidiary parent company, or affiliate of these entities or associations, that exists to make a profit, does not have a practice, policy, guidance, or directive that discriminates against a firearm entity or firearm trade association and will not discriminate during the term of this contract against a firearm entity or firearm trade association. For purposes of this contract, "discriminate against a firearm entity or firearm trade association" shall mean, with respect to the entity or association, to: "(1) refuse to engage in the trade of any goods or services with the entity or association based solely on its status as a firearm entity or firearm trade association; (2) refrain from continuing an existing business relationship with the entity or association based solely on its status as a firearm entity or firearm trade association; or (3) terminate an existing business relationship with the entity or association based solely on its status as a firearm entity or firearm trade association. See Tex. Gov't Code § 2274.001(3) of SB 19. "Discrimination against a firearm entity or firearm trade association" does not include: "(1) the established policies of a merchant, retail seller, or platform that restrict or prohibit the listing or selling of ammunition, firearms, or firearm accessories; and (2) a company's refusal to engage in the trade of any goods or services, decision to refrain from continuing an existing business relationship, or decision to terminate an existing business relationship to comply with federal, state, or local law, policy, or regulations or a directive by a regulatory agency, or for any traditional business reason that is specific to the customer or potential customer and not based solely on an entity's or association's status as a firearm entity or firearm trade association." See Tex. Gov't Code § 2274.001(3) of SB 19.

102

## **CERTIFICATION REGARDING CERTAIN FOREIGN-OWNED COMPANIES IN CONNECTION WITH CRITICAL INFRASTRUCTURE (Texas law as of September 1, 2021)**

**By submitting a proposal to this Solicitation, you certify that you agree to the following required by Texas law as of September 1, 2021:**

Proposing Company is prohibited from entering into a contract or other agreement relating to critical infrastructure that would grant to the company direct or remote access to or control of critical infrastructure in this state, excluding access specifically allowed by the Proposing Company for product warranty and support purposes. Company, certifies that neither it nor its parent company nor any affiliate of company or its parent company, is (1) owned by or the majority of stock or other ownership interest of the company is held or controlled by individuals who are citizens of China, Iran, North Korea, Russia, or a designated country; (2) a company or other entity, including governmental entity, that is owned or controlled by citizens of or is directly controlled by the government of China, Iran, North Korea, Russia, or a designated country; or (3) headquartered in China, Iran, North Korea, Russia, or a designated country. For purposes of this contract, "critical infrastructure" means "a communication infrastructure system, cybersecurity system, electric grid, hazardous waste treatment system, or water treatment facility." See Tex. Gov't Code § 2274.0101(2) of SB 1226 (87<sup>th</sup> leg.). The company verifies and certifies that company will not grant direct or remote access to or control of critical infrastructure, except for product warranty and support purposes, to prohibited individuals, companies, or entities, including governmental entities, owned, controlled, or headquartered in China, Iran, North Korea, Russia, or a designated country, as determined by the Governor.

103

## **Acknowledgement**

By submitting this proposal, Vendor certifies that it has read, examined, and understands all portions of this solicitation including but not limited to all attribute questions, attachments, solicitation documents, bid notes, and the Vendor Agreement(s). Vendor certifies that, if found to be necessary by the proposing vendor, vendor has sought the advice of counsel in understanding all portions of the solicitation.

#### **ADDENDUM NO. 1 TIPS 220105 TECHNOLOGY SOLUTIONS, PRODUCTS AND SERVICES**

This Addendum #1 ***does not*** require action from responding Vendors and ***does not*** require resubmission for Vendors who have already submitted. It is only to correct a misstatement originally included in Page 7 of the solicitation attachment entitled "220105 RFP Specifications." The original Page 7 of the solicitation attachment entitled "220105 RFP Specifications" mistakenly stated at the top of the page that, "This solicitation is seeking providers for: Safety Equipment, Supplies and Services." This Addendum No. 1 corrects it to properly state, "This solicitation is seeking providers for: Technology Solutions, Products and Services."



**TIPS RFP 220105 Technology Solutions, Products and Services**

REFERENCES

Please provide three (3) references from three different entities, preferably from school districts or other governmental entities in the last three years. Additional references may be required. DO NOT INCLUDE TIPS EMPLOYEES AS A REFERENCE.

Verify your references emails are deliverable and that they agree to provide a reference. Failure to do this may delay the evaluation process.

You may provide more than three (3) references.

Entity Name	Contact Person	VALID EMAIL IS REQUIRED	Phone
Clemson University	Sarah Cluster	<a href="mailto:sarahmc@clermson.edu">sarahmc@clermson.edu</a>	478-714-9741
Sevier County, TN	Joey Ayers	<a href="mailto:jayers@seviercountyttn.gov">jayers@seviercountyttn.gov</a>	865-453-4919
Nashville-Davidson County EMA, TN	Jody Clinard	<a href="mailto:jody.clinard@nashville.gov">jody.clinard@nashville.gov</a>	615-250-4272
Richardson, TX	Alisha Gimbel	<a href="mailto:alisha.gimbel@cor.gov">alisha.gimbel@cor.gov</a>	972-744-0900
Hawaii Emergency Management Agency	Ryan Hirae	<a href="mailto:Ryan.j.hirae@hawaii.gov">Ryan.j.hirae@hawaii.gov</a>	808-733-4300 ext. 531



**CERTIFICATION BY CORPORATE OFFERER**

**COMPLETE ONLY IF OFFERER IS A CORPORATION,**

**THE FOLLOWING CERTIFICATE SHOULD BE EXECUTED AND INCLUDED AS PART OF PROPOSAL FORM/PROPOSAL FORM.**

**OFFERER:** Federal Signal Corporation  
(Name of Corporation)

Daniel A. DuPre certify that I am the Secretary of the Corporation  
I, (Name of Corporate Secretary)


named as **OFFERER** herein above; that

Brent Gambrel  
(Name of person who completed proposal document)

who signed the foregoing proposal on behalf of the corporation offerer is the authorized person that is acting as

VP/GM Systems  
(Title/Position of person signing proposal/offer document within the corporation)

of the said Corporation; that said proposal/offer was duly signed for and in behalf of said corporation by authority of its governing body, and is within the scope of its corporate powers.



CORPORATE SEAL, if available

Daniel A. DuPre  
SIGNATURE

Feb. 1, 2022  
DATE

Required Confidential Information Status Form

Federal Signal Corporation

Name of company

Brent Gambrel, VP/GM Systems

Printed Name and Title of Authorized Company Officer declaring below the confidential status of material

2645 Federal Signal Drive, University Park, IL 60484 708-534-3400

Address

City

State

ZIP

Phone

**ALL VENDORS MUST COMPLETE THE ABOVE SECTION**

CONFIDENTIAL INFORMATION SUBMITTED IN RESPONSE TO COMPETITIVE PROCUREMENT REQUESTS OF EDUCATION SERVICE CENTER REGION 8 AND TIPS (ESC8) IS GOVERNED BY TEXAS GOVERNMENT CODE, CHAPTER 552

If you consider any portion of your proposal to be confidential and not subject to public disclosure pursuant to Chapter 552 Texas Gov't Code or other law(s), you must attach a copy of all claimed confidential materials to this COMPLETED form, name the combined PDF documents "CONFIDENTIAL", and upload the combined, confidential documents with your proposal submission. If a document is not attached, it will not be considered confidential. The copy uploaded will be the sole indicator of which material in your proposal, if any, you deem confidential in the event TIPS/ESC 8 receives a Public Information Request. If ESC 8 receives a request, any responsive documentation not deemed confidential by you in this manner will be automatically released. For documents deemed confidential by you in this manner, ESC8 and TIPS will follow procedures of controlling statute(s) regarding any claim of confidentiality and shall not be liable for any release of information required by law, including Attorney General determination. Notwithstanding any other information provided in this solicitation or Vendor designation of certain documentation as confidential or proprietary, Vendor's acceptance of this TIPS Vendor Agreement constitutes Vendor's consent to the disclosure of Vendor's comprehensive proposal, including any information deemed confidential or proprietary, to TIPS Members. The proposing Vendor agrees that TIPS shall not be responsible or liable for any use or distribution of information or documentation by TIPS Members or any other party.

**ALL VENDORS MUST COMPLETE ONE OF THE TWO OPTIONS BELOW**

OPTION 1:

I **DO CLAIM** parts of my proposal to be confidential and **DO NOT** desire to expressly waive a claim of confidentiality of all information contained within our response to the solicitation. The attached contains material from our proposal that I classify and deem confidential under Texas Gov't Code Sec. 552 or other law(s) and I invoke my statutory rights to confidential treatment of the enclosed materials.

**IF CLAIMING PARTS OF YOUR PROPOSAL CONFIDENTIAL, YOU MUST ATTACH THE SHEETS TO THIS FORM AND LIST THE NUMBER OF TOTAL PAGES THAT ARE CONFIDENTIAL.**

**ATTACHED** ARE COPIES OF \_\_\_\_\_ PAGES OF CLAIMED CONFIDENTIAL MATERIAL FROM OUR PROPOSAL THAT WE DEEM TO BE NOT PUBLIC INFORMATION AND WILL DEFEND THAT CLAIM TO THE TEXAS ATTORNEY GENERAL IF REQUESTED WHEN A PUBLIC INFORMATION REQUEST IS MADE FOR OUR PROPOSAL.

Signature \_\_\_\_\_ Date \_\_\_\_\_

**OR**

OPTION 2:

I **DO NOT CLAIM** any of my proposal to be confidential, complete the section below.

**Express Waiver:** I desire to expressly waive any claim of confidentiality as to any and all information contained within our response to the competitive procurement process (e.g. RFP, CSP, Bid, RFQ, etc.) by completing the following and submitting this sheet with our response to Education Service Center Region 8 and TIPS.

Signature Brent Gambrel Date 2-10-2022



## LIMITED WARRANTY TERMS AND CONDITIONS

Effective October 11, 2021

Federal Signal Corporation ("Federal Signal"), subject to the terms, conditions and exceptions contained herein, warrants each NEW product to be free from defects in material and workmanship, under normal and proper use, care, maintenance and required service only. Start of Warranty, Warranty periods and exceptions to the foregoing Limited Warranty are contained on the Schedule of Products included in this document and are subject to change at the sole discretion of Federal Signal.

### SPECIFIC EXCLUSIONS AND EXCEPTIONS

This Limited Warranty does NOT apply nor is it extended to products that are not manufactured by Federal Signal. These products may be covered by a separate limited warranty provided by the particular manufacturer and all claims and questions regarding the same are to be directed to the particular manufacturer. Goods sourced by Seller from a third party for resale to Buyer shall carry only the warranty extended by the original manufacturer.

Domes, lenses, lamps and batteries installed on Federal Signal products are specifically excluded. Repair or replacement of any product(s) or part(s) under this warranty does NOT extend the term of this warranty, and such product(s) or part(s) shall remain covered by the unexpired portion of the warranty period or for ninety (90) days from the date of return to Federal Signal, whichever is later. This limited warranty applies ONLY to the initial or first installation of the product. This limited warranty shall not apply to products (1) that have been subjected to neglect, abuse, misuse, improper installation, inadequate maintenance, or damage due to improper use of cleaning or cleaning materials or chemicals, or non-compliance with Federal Signal's storage, installation, operation, maintenance or environmental requirements; (2) that have undergone any modification or repair not previously authorized by Federal Signal in writing, or service, repair or modification by or from any facility other than an authorized Federal Signal service center or technician, or that use non-authorized software or spare or replacement parts; or (3) that fail due to reasonable and normal use or wear and tear, or materials made, furnished or specified by the Buyer or end user.

During the specific warranty periods set forth below, Federal Signal will, at its sole option, repair or replace the product(s) or particular part(s) that are found to be defective in either material or workmanship or, in its sole discretion refund the purchase price for such product(s) or part(s), which are returned or delivered, transport or shipping prepaid by the Buyer or end user, to either Federal Signal or its designated and authorized warranty service center. This limited warranty does not cover travel expenses, the cost of specialized equipment for gaining access to the product(s) or part(s), or labor charges for removal and re-installation of the product.

No person or affiliated company representative is authorized to alter the terms of this warranty, to give any other warranties, to extend the term or duration of this warranty, or to assume any other liability on behalf of Federal Signal in connection with the sale, servicing or repair of any product manufactured by the Federal Signal.

Federal Signal reserves the right to make design changes and improvements in its products without imposing any obligation upon itself to change or improve previously manufactured products.

The use in the product of any part other than parts approved by Federal Signal may invalidate this warranty. Federal Signal reserves the right to determine, in its sole discretion, if the use of non-approved parts invalidates this warranty.

THIS WARRANTY IS IN LIEU OF ALL OTHER WARRANTIES, EXPRESS OR IMPLIED, INCLUDING, WITHOUT LIMITATION, WARRANTIES OF MERCHANTABILITY AND FITNESS FOR A PARTICULAR PURPOSE, AND REGARDLESS OF ANY FAILURE OF ESSENTIAL PURPOSE. ALL OTHER WARRANTIES OF WHATSOEVER KIND AND NATURE, WHETHER EXISTING IN CONTRACT OR AT LAW, ARE HEREBY AND FOREVER DISCLAIMED.

UNDER NO CIRCUMSTANCES WILL FEDERAL SIGNAL BE LIABLE OR RESPONSIBLE FOR SPECIAL, COMPENSATORY, INCIDENTAL, CONSEQUENTIAL OR PUNITIVE DAMAGES, LOST PROFITS, LOST SALES, OR LOSS OF USE OR LOSS OF BUSINESS OPPORTUNITY BY OR THROUGH THE USE OF THE PRODUCT. FEDERAL SIGNAL'S SOLE AND MAXIMUM LIABILITY WITH RESPECT TO THE PRODUCT, OTHER THAN ITS OBLIGATIONS SET FORTH ABOVE, SHALL BE THE TOTAL PURCHASE PRICE PAID FOR THE PRODUCT.



## LIMITED WARRANTY— schedule of products

Effective January 178, 20221

	Warranty Period for Parts replacement from the date of manufacture stamped on the product	Warranty period for Factory Labor from the date of delivery to the first user-purchaser
<b>STANDARD WARRANTY COVERAGE</b>		
Mounts, brackets, all other products not specifically listed below	3 years	3 years
<b>AUDIBLE</b>		
Speakers	2 years	1 year
Platinum 3000 Series	5 years	5 years
Pathfinder	5 years	5 years
<b>LED Products</b>		
All LED (Light Emitting Diode) products unless otherwise noted	5 years	5 years
LED rotating light assemblies from all light bars and beacons	5 years	5 years
MicroPulse LED lights (shipped prior to January 1, 2021)	3 years	3 years
MicroPulse LED lights (shipped on or after January 1, 2021)	5 years	5 years
416300 Series (shipped prior to January 1, 2021)	3 years	3 years
416300 Series (shipped on or after January 1, 2021)	5 years	5 years
MB1 LED Message Board	3 years	3 years
Commander Series Flex	2 years	2 years
COM550, COM750, COM1200	3 years	3 years
4200S, 8200S, 8200S SignalMaster, 8200S SignalMaster Arrow	3 years	3 years
<b>STROBE PRODUCTS</b>		
Strobe flash tubes	1 year	1 year
<b>OTHER PRODUCTS</b>		
Littlite Map lights	5-year warranty on LED components Limited lifetime warranty on mechanical components	5-year warranty on LED components Limited lifetime warranty on mechanical components
CAM Reverse Camera/Monitor Systems	3 years	3 years
Stinger Spike Systems	5 years	5 years
PBX Series	3 years	3 years
Perimeter Light Programmer	1 year	1 year
DOT Flasher	3 years	3 years
Atkinson Dynamics Intercoms	2 years	1 year
Note: Domes, lenses, lamps, and batteries are NOT covered under warranty.		



## Federal Signal Corporation – Integrated Systems Division

WARRANTY PERIOD FOR PARTS REPLACEMENT AND FACTORY PERFORMED LABOR**	
PRODUCT*	
Mechanical Siren	5 years parts and labor from date of delivery, return to factory for service
2001-130 / 508-128/ Equinox	
Eclipse8 / Model 2	
ELECTRONIC SIRENS	
MOD1004B / MOD2008B / MOD3012B	2 years parts and labor from date of delivery, return to factory for service
MOD4036B / MOD5020B / MOD6024B	
MOD8032B	
DSA2/3/4/5/6	
CONTROLLERS	
SS2000+	2 years parts and labor from date of delivery, return to factory for service
FC Controllers	
DCFCTBD Controllers	
UV/ UVRI / UVIC Controllers	
SIGNALING DEVICES	
Beacons / Speakers / Sounders	5 years parts and labor from date of delivery, return to factory for service
ECHO Intercoms	
SelecTone Controllers	
AudioMaster products	2 years parts and labor from date of delivery, return to factory for service
Atkinson Products	
MISCELLANEOUS	
IP Informers / Radio Informers	1 year parts and labor from date of delivery, return to factory for service
SignalTech – Beacons, Sounders, Strobes	
FT400BX	
OEM PRODUCTS (SUCH AS)	
PC Equipment	Federal Signal utilizes the original manufacturer's warranty
Field Devices	
Security and LPR products	
Batteries	
UPS Systems	
PABX Systems	
PAGA	
PAGA	18 months from shipment or 12 months from commissioning/system field acceptance whichever is sooner covering parts and labor, return to factory for service
SOFTWARE	
Commander (SFCD-XX)	Free from defects for 12 months from date of acceptance, Software Maintenance Agreements available
SmartMsg	
Federal Signal offers extended warranties and software maintenance agreements – contact Federal Signal for further information	
**On-site services not included	
*** Domes, lenses, lamps and batteries installed on Federal Signal products are specifically excluded	
When Federal Signal has provided a turn-key installation including optimization and/or com-missioning services, Federal Signal will provide on-sit warranty service during the first 60-days after completion of the installation.	

Federal Signal Corporation ([www.fedsig.com](http://www.fedsig.com)) is providing the following documents to describe an overview of the offerings included in our catalogs to be provided upon request.

### **Warning and Mass Notification (Equipment and Services)**

- Equipment brochure included after this page.

### **Work Truck/Heavy Duty (Equipment)**

- Brochure included after this page.

### **Signaling (Equipment)**

- Brochure - [https://www.fedsig.com/sites/default/files/industrial\\_systems\\_guide/index.html](https://www.fedsig.com/sites/default/files/industrial_systems_guide/index.html)

### **Police (Equipment)**

- Website - <https://www.fedsig.com/police-products>

**Note:** Catalog pricing will NOT include Stinger products.



WARNING & MASS NOTIFICATION

# PRODUCT GUIDE

- Industrial Public Address
- Outdoor Warning Sirens
- Indoor Notification
- Messaging Solutions

ANS100/82020

TOTAL SOLUTIONS FOR CRITICAL COMMUNICATION

2645 Federal Signal Drive  
University Park, IL 60484  
Tel: +1 708.534.3400

[www.fedsig.com](http://www.fedsig.com)



## TOTAL SOLUTIONS

to serve and protect Federal Signal offers community leaders a portfolio of network systems to protect people, property and the environment — every day.



Campus Alerting



Cloud-based Citizen Alerting and Notification



Community and County-wide Outdoor Sirens



Military Giant Voice Notification Systems



Nuclear Power Plant Warning Systems



Industrial Plant-wide Alerting,  
Notification and Evacuation System



Commercial Building  
& Security Evacuation Systems

Notes:



Notes:

## Warning & Mass Notification Systems

### Control

<b>Commander® On-Premises</b> Siren Control and Messaging System .....	4
<b>CommanderOne®</b> Cloud-Based Control for Your Warning Systems .....	6
<b>CommanderAssist®</b> Mass Notification Dynamic Messaging Software .....	10
<b>Commander® P25</b> P25 Compliant Warning System .....	14
<b>SS2000+ Series C</b> Local Hardware Activation Point .....	16

### Intelligent Systems

<b>I-IP15 Series C</b> 15W IP-enabled Speaker .....	20
<b>I-IP15X Series C</b> Informer15 IP enabled 15 W HazLoc speaker .....	22
<b>I-IP-IO &amp; I-IPW Series B</b> Informer-IP, Intercom and Alarm Initiation Point .....	24
<b>I-IP2 Series B</b> Dual Rack Mount Informer-PA for Public Address Interface....	26
<b>I-IPSIU Series C</b> Informer Sensor Interface Unit .....	28
<b>I-IP100AC and I-IP100DC Series C</b> Informer100 Speaker .....	30
<b>I-IP100ACX and I-IP100DCX Series C</b> Informer100 HazLoc Speaker .....	32

### Electronic and Giant Voice Siren Systems

<b>RF100</b> UltraVoice® Compact Siren/Speaker .....	34
<b>RF100X</b> UltraVoice Hazardous are siren/speaker .....	36
<b>MOD Series</b> Modulator® High Powered Omni Speaker .....	38
<b>MOD6032B</b> Modulator® High Powered Omni Speaker .....	40
<b>DSA</b> Directional Speaker Array .....	42
<b>UVRI-B</b> Ultravoice® Indoor Remote Interface Controller .....	44
<b>UVIC-B</b> Ultravoice® Indoor Controller .....	46
<b>UVLOC-B</b> Ultravoice® UVLOC-B Local Operating Console .....	48
<b>UV</b> UltraVoice Electronic Siren Controller .....	50

### UVRI

UltraVoice Remote Interface Indoor/Outdoor Controller .....	52
<b>DSA1</b> 100W Non-amplified Speaker .....	54
<b>DSA1X</b> Hazardous Location 100W Non-Amplified Speaker .....	56
<b>I-HIOW, I-UIOW, I-HIO and I-UIO</b> Informer Tone-Alert Radio .....	58
<b>EN-WSSPA, EN-WSTPA and EN-CSTA</b> Speakers & Strobes Emergency Notification .....	60

### Mechanical Siren Systems

<b>2001-30 and Equinox</b> High Power, Directional Rotating Siren .....	62
<b>S08-128</b> High Powdered Outdoor Siren .....	64
<b>Model 2</b> Omni-Directional Siren .....	66
<b>Ellipse8</b> Omni-Directional Siren .....	68
<b>FC</b> Siren Controller .....	70
<b>FCTBD</b> Two-way control and status monitoring .....	72
<b>DCFCTBD</b> Two-way Digital Controller for Electro-Mechanical Sirens .....	74
<b>Sample Ordering Configurations for Electro-Mechanical Sirens</b> .....	76



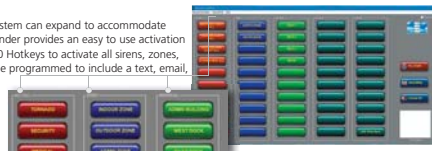
#### Commander® On-Premises

## Siren Control and Messaging System

The Commander siren control system offers both secure activation and status monitoring of any alert and notification system. From Giant Voice to Mechanical and Intelligent siren systems, Commander is designed to control, monitor, and link your warning system.

Federal Signal Commander continues to evolve to meet the challenging demands of customers throughout the world to provide a system unmatched in its features and ease of use. Commander offers Emergency Managers and system operators complete, secure activation and status monitoring of any siren system. From siren activation to in-building alerting, this system is designed to provide your facility with complete alert and notification capability.

From controlling 1 siren to 511, the system can expand to accommodate your changing needs. Federal Commander provides an easy to use activation screen. Administrators can program 50 Hotkeys to activate all sirens, zones, or individual sirens. Each Hotkey can be programmed to include a text, email, or voice message. A single Hotkey can activate sirens and send informational messages simultaneously.



Categorize hotkeys to activate as all sirens, zones, or individual sirens.

#### FEATURES

- Control of municipal, county and state siren systems
- Control of Giant Voice systems
- Control of Intelligent Systems
- PC or Server based system
- Controls up to 511 sirens
- Support for analog, digital (P25/Tetra), IP, cellular, satellite and landline communications
- Modbus compatible
- App and web based control using optional CommanderOne
- Secure communications with 128 & AES 256 encryption and time-based encryption
- Custom user interface for your specific application

Commander can be integrated as a fully compliant APCO Project 25 (P25) two-way communications outdoor/indoor warning system.

Commander has integrated networking and messaging capabilities.

- Networking allows the system to operate radio systems and IP systems simultaneously.
- Messaging provides personalized alerts to devices such as cell phone, computer, pager, handheld radio, etc. Messaging provides additional information to key personnel or to citizens.

Activation of sirens based on polygons from National Weather Service is provided using the CommanderOne web based control. CommanderOne integrates automatically with your local siren activation system to provide "anywhere" activation, control and monitoring.

Siren Controllers are available for both electronic sirens, speakers, and electromechanical sirens. These controllers come equipped with over-the-air programmability via secure digital technology.



## Sample Ordering Configurations for Electro-Mechanical Sirens

Identify the components needed when ordering

#### TWO-WAY WITH RADIO

- Configuration 8: Activation Control Point with GUI/PC and Base Radio**  
X-PC-22 PC with 22 inch monitor  
SFC0255 Federal Commander Software (255 RTU's)  
SS2000+ Digital and DTMF Control Station, Desk Mount Base  
BSH Base Station High band Radio Package (order part no. BSU for UHF)  
AMB-W Antenna Mounting Bracket, Wall
- Configuration 9: 2001 Siren with two-way control, radio, 120VAC to battery operation**  
2001-130 Siren Head  
DCFCTBDH Two-Way Digital Controller/Decoder/Sensors (High band)  
2001TRBP Nominal 240VAC to 48VDC/120VAC Power Converter  
15500007A-02 Qty 4 - Battery sealed AGM 105Ah (MK Battery 8A31)  
OMNI-xx 3dB gain Omni antenna, plus cable (Order OMNI antenna that matches desired frequency range)
- Configuration 10: 2001 Siren with two-way control, radio, 240VAC to battery operation**  
2001-130 Siren Head  
DCFCTBDH Two-Way Digital Controller/Decoder/Sensors (High band)  
2001TRBP Nominal 240VAC to 48VDC/120VAC Power Converter  
15500007A-02 Qty 4 - Battery sealed AGM 105Ah (MK Battery 8A31)  
OMNI-xx 3dB gain Omni antenna, plus cable (Order OMNI antenna that matches desired frequency range)

#### TWO-WAY WITH P25 (PROJECT 25 DIGITAL) RADIO

- Configuration 11: Configuration 8: Activation Control Point with GUI/PC and P25 Base Radio (SS2000+ not required)**  
X-PC-22 PC with 22 inch monitor  
SFC0255 Federal Commander Software (255 RTU's, minimum software version 14.5)  
SFC0-IP Federal Commander IP Software key (Cellular/P25)  
BSP P25 Station Radio Package (BSPE if digital encryption desired)
- Configuration 12: 2001 Siren with two-way control, radio, 120VAC to battery operation**  
2001-130 Siren Head  
DCFCTBDH Two-Way Digital Controller/Decoder/Sensors (High band)  
Q-FCCTBDP-RADIO APX P25 Radio Upgrade (if radio purchase not required, must purchase Q-APX-FCIK, FC  
15500007A-02 Qty 4 - Battery sealed AGM 105Ah (MK Battery 8A31)  
OMNI-xx 3dB gain Omni antenna, plus cable (Order OMNI antenna that matches desired frequency range)
- Configuration 13: 2001 Siren with two-way control, radio, 240VAC to battery operation**  
2001-130 Siren Head  
DCFCTBDH Two-Way Digital Controller/Decoder/Sensors (High band)  
2001TRBP Nominal 240VAC to 48VDC/120VAC Power Converter  
15500007A-02 Qty 4 - Battery sealed AGM 105Ah (MK Battery 8A31)  
OMNI-xx 3dB gain Omni antenna, plus cable (Order OMNI antenna that matches desired frequency range)



## Sample Ordering Configurations for Electro-Mechanical Sirens

Identify the components needed when ordering

### ONE-WAY WITHOUT RADIO

- Configuration 1: 2001 Siren with one-way controller, no radio, 240VAC Powering, no batteries**  
2001-130 Siren Head  
2001-AC AC Transformer and Contractor Enclosure for Eclipse8, 2001 or 508 Sirens  
FC Federal Controller/Timer
- Configuration 2: 2001 Siren with one-way controller, no radio, battery operation**  
2001-130 Siren Head  
DCFCB Federal Controller/Timer  
15500007A-02 Qty 4 - Battery sealed AGM 105Ah (MK Battery 8A31)
- Configuration 3: 2001 Siren with one-way controller, no radio, battery operation**  
2001-130 Siren Head  
2001TRBP Nominal 240VAC to 48VDC/120VAC Power Converter  
DCFCB Federal Controller/Timer  
15500007A-02 Qty 4 - Battery sealed AGM 105Ah (MK Battery 8A31)

### ONE-WAY WITH RADIO

- Configuration 4: Activation Control Point**  
SS2000+ Digital and DTMF Control Station, Desk Mount  
BSH Base Station High band Radio Package (order part no. BSU for UHF)
- Configuration 5: 508 Siren with one-way control, radio, 240VAC Powering, no batteries**  
508-128 Siren Head  
2001-AC AC Transformer and Contractor Enclosure for Eclipse8, 2001 or 508 Sirens  
FCH Federal Controller/Timer (order part no. FCU for UHF)  
RP164 Antenna  
AMB-RP164 Antenna mounting bracket for RP164  
10A3 25 ft. Cable
- Configuration 6: 2001 Siren with one-way control, radio, 120VAC to battery operation**  
2001-130 Siren Head  
DCFCBH High band Federal Controller/Timer (order part no. DCFCBU for UHF)  
15500007A-02 Qty 4 - Battery sealed AGM 105Ah (MK Battery 8A31) Antenna  
RP164 Antenna mounting bracket for RP164  
AMB-RP164 Antenna mounting bracket for RP164  
10A3 25 ft. Cable
- Configuration 7: 2001 Siren with one-way control, radio, 240VAC to Battery Operation**  
2001-130 Siren Head  
2001TRBP Nominal 240VAC to 48VDC/120VAC Power Converter  
DCFCBH High band Federal Controller/Timer (order part no. DCFCBU for UHF)  
15500007A-02 Qty 4 - Battery sealed AGM 105Ah (MK Battery 8A31) Antenna  
RP164 Antenna mounting bracket for RP164  
AMB-RP164 Antenna mounting bracket for RP164  
10A3 25 ft. Cable

## Commander® On-Premise Siren Control and Messaging System (SFCD)



### SPECIFICATIONS

- RTU Capacity:** Up to 511 siren RTU's
- Communications:** Analog, Digital, P25 radio systems  
Cellular, satellite, IP networks, Landline communications
- Security:** Time based encryption, 128 bit/256 bit AES encryption. User, password and role based security.
- Hardware Activation:** SS2000+ local activation point.  
Siren activations using Informer System Informers
- RTU types:** Mechanical, Ultravoice giant voice systems, and Intelligent Systems using Informer product line
- Giant Voice:** Live PA, Text-to-speech and WAV file broadcasts
- Intelligent Systems:** Informer product line Desk / Wall / Rack / Outdoor Systems Two-way Intercom and recording  
Custom and specialized alert and notification systems
- Zoning:** Unlimited zone creation
- System:** Alarm logging and reporting of siren activation and monitoring using customized maps
- Language:** English default with optional multi-language support
- System Backup:** Create and restore system back up files

### HOW TO ORDER

Description	Part Number
Windows application software: for up to 10 sites	SFCD10
for up to 25 sites	SFCD25
for up to 255 sites	SFCD255
for up to 511 sites	SFCD512

### OPTIONAL ACCESSORIES

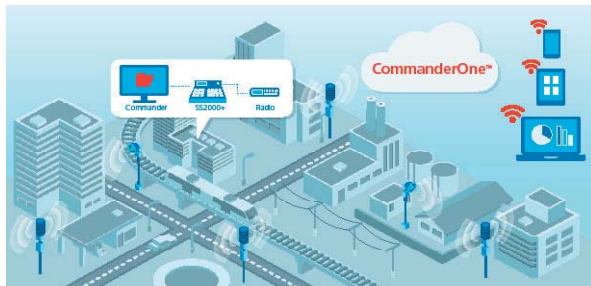
Description	Part Number
Warranty, up to 10 users	SFCD-W10
Warranty, up to 25 users	SFCD-W25
Warranty, up to 255 users	SFCD-W255
Warranty, up to 511 users	SFCD-W511
Upgrade, to 25 sites	SFCDUPI
Upgrade, to 255 sites	SFCDUPII
Upgrade, to 511 sites	SFCDUPIII
TCP/ IP client software (5 seats)	SFCDCLNT
Client software extended one-year warranty	SFCDCLNT-W
Modem	MODEM-MSK
Server with Windows®, 22" flat screen monitor	X-PCS-22
120V Uninterruptible Power Supply	X-UPS
Desktop Controller	SS2000+



## CommanderOne®

### Cloud-Based Control for Warning Systems

CommanderOne is the latest innovation that allows you to connect with your most critical asset anytime, anywhere. The CommanderOne cloud-based platform enables you to monitor and control your warning sirens from any desktop or mobile device. It offers real-time data with actionable insights, enabling you to make important decisions quickly. We understand that replacing a legacy infrastructure with new smart devices may be cost prohibitive, therefore, CommanderOne leverages your existing Federal Signal warning system and makes it smarter. With its simple dashboard and intuitive interface, CommanderOne is designed to make your mission successful in critical moments. CommanderOne is easily integrated with your existing Commander On-premise system. CommanderOne communicates with your system through a secure network communications interface. As changes occur with the On-Premise system those changes are mirrored on the cloud-based control system. Siren activation and monitoring can occur from anywhere from virtually any device. The map interface provides status indications with manual activations or user-defined polygons. Automatic or prompted weather based polygons siren activation is available for all CommanderOne users.



**User Experience** – The Intuitive Interface is simple to set up, always up-to-date, and connects to your on-premise Commander control system.

**Map-based Activation** – Location of sirens and their status is critical. Use the geo-intelligent interface to see an overview of your system.

**Desktop Freedom** – Access your system from any computer connected to the internet.

**Mobile** – A user-friendly app for iOS and Android. It has a web-based console with a mobile responsive GUI.

**Security** – We understand that security is your top priority. CommanderOne utilizes IPSEC over SSL with a multi-layered authentication mechanism.

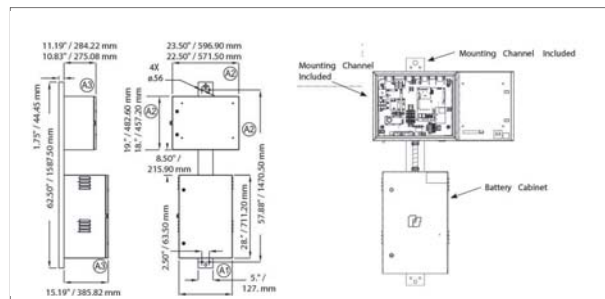
**Weather Activation** – All CommanderOne systems will have access to activate sirens based on weather-based polygons.

**Auto-Sync Hotkeys** – No need to keep multiple locations synchronized, your Hotkey activation settings are automatically created in CommanderOne.

**Messaging** – Keep in contact with employees and first responders via email, SMS, and voice. Create on the fly messages or templates to streamline your workflow.

**Scalability** – CommanderOne platform is scalable from a few devices to hundreds of devices. It leverages a global network of data centers to maintain availability while securing your data.

## Two-Way Digital Controller for Electro-Mechanical Sirens (DCFCTBD)



### SPECIFICATIONS

Operating Temperature: -22°F to 149°F / -30°C to 65°C  
AC supply voltage: 120VAC @ 4.0 Amps  
240VAC @ 2.0 Amps  
Battery Backup: 48VDC  
Current Draw: +/- 10%, 50/60 Hz, maximum standby current  
DCFCTBD Power Supply: 6A @ 13.3VDC  
Battery Backup: 48VDC  
Current Draw: < 0.2 amps in standby  
Serial Port Protocol: RS232C 1200, N, 8, 1  
Programmable Frequency: Power Out and Private Line options.  
For further details, consult the Vertex® product manual.  
EAS: Supports standard EAS codes and wildcards  
POCSAG: Supports binary AFSK 512 Baud numeric messages  
4 relay outputs: SPST  
Contact Rating: (4 relays standard) 5A @ 28VDC – 8A @ 240VAC  
Shipping Weight:  
DCFCTB Total Weight (including batteries) 364 lbs 165 kg  
Shipping Weight (excluding batteries) 300 lbs 136 kg  
2001TRBP Net Weight 150 lbs 68 kg  
2001TRBP Shipping Weight 190 lbs 86.2 kg

### HOW TO ORDER

Contact our Federal Signal Sales Engineers to design a system that meets your specific requirements.

Description	Part Number
Two-way Controller DC Powered, no radio	DCFCTBD
Two-way Controller, Radio Controlled, DC Powered (H=high band, U=UHF)	DCFCTBDH/U
Two-way Controller, IP-enabled, DC Powered	DCFCTBD-IP

Note:  
Antenna and cable are not included with radio activation control and must be ordered separately  
Batteries required. Call for assistance with specific system requirements

### OPTIONAL ACCESSORIES

Description	Part Number
Federal programming software (Non-digital applications)	FSPWARE
Commander® Software System, *10, 25, 255, or 512 Site License	SFCD*
208-240VAC operation	2001TRBP
Activation system	SS2000+
Solar powered option	Contact Federal Signal
Antenna	Contact Federal Signal



Model DCFCTBD

## Two-Way Digital Controller for Electro-Mechanical Sirens

Federal Signal DCFCTBD siren controllers are two-way digital, battery-operated/back-up and status monitoring systems for use with the Federal Signal 2001-130, Equinox, 508-128 and Eclipse8 sirens. The DCFCTBD siren controller typically interfaces with off-the-shelf two-way radio transceivers and communicates to a base controller. DCFCTBD siren controllers can be used with radios utilizing single-tone, two-tone sequential, DTMF, POCSAG, AFSK, EAS and digital formats such as P25 and Tetra. The DCFCTBD controllers can be equipped with optional communications such as landline, IP, fiber, satellite, and cellular. This makes DCFCTBD siren controllers compatible with virtually any existing siren control system or communication method. There are four local inputs and four local push buttons for activation, plus a reset option.

DCFCTBD models come equipped with four independent relay outputs that can be programmed to activate with local inputs, local pushbuttons or via the communications channels. Activation codes, relay timing, and optional warning sounds are programmed into the unit through a standard RS232 serial port or over-the-air from the central control point.

The DCFCTBD siren controller offers six user programmable functions in addition to the five pre-set functions (arm, disarm, report, growl test and master reset). These controllers include sensors to supply information on the following areas of operation: AC power status, communications status, low battery status, intrusion, siren activation, current intrusion, siren rotation and local activation.

### FEATURES

- Two-way siren controller for 48VDC Sirens
- Two-way radio control and status monitoring
- Simultaneous two-tone sequential, DTMF, EAS, POCSAG, and digital AFSK decoding for security
- Able to utilize multiple communication paths for redundancy
- Controls mechanical sirens, including models 2001-130, Equinox, 508-128 and Eclipse8
- Solar options available
- Push buttons for local activation
- Landline, Ethernet (IP) or radio control
- UL Listed for general signaling
- DNV Certified

## CommanderOne® Cloud-Based Control for Your Warning Systems

### Desktop and Mobile

#### Desktop

The dashboard is designed to give you the status of the system in seconds. It utilizes Bing Maps, and its responsive design enables colored icons to reflect the status of each site and control point. Each status monitor is color-coded to quickly gain insight about your system.



#### Mobile


Native iOS and Android apps let you control and monitor your system from virtually anywhere. It shows all the alarms by a single click. Just like other apps, the system can be refreshed with a slide of a finger.



### Security

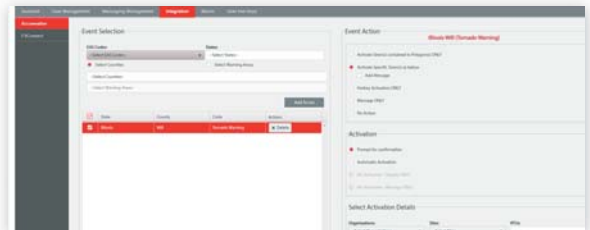
CommanderOne is secure by design. We use One Time Passwords, Token-Based Security and industry standard SSL to secure your communications.

Our new Multi-User Authentication takes security to the next level by allowing you to configure Hotkeys, Macros or Functions with an authorization level, which require varying levels of authorization: from simple passwords to app-based authentication. This means that you can set-up CommanderOne so that no one activates a function without another person verifying that activation, like two people needing their keys turned at the same time to open a locked door.



### Weather

CommanderOne Accuweather® brings automatic and prompted activation based on weather events. Using a simple "if this then that" interface, you choose them from events, such as a 911 telephone outage to a Winter Weather Advisory and the actions associated with them. From the Accuweather interface, you can send a simple message to your staff when watches are posted in surrounding counties, or activate the sirens when National Weather Service posts a Tornado Warning.





## CommanderOne® Cloud-Based Control for Your Warning Systems

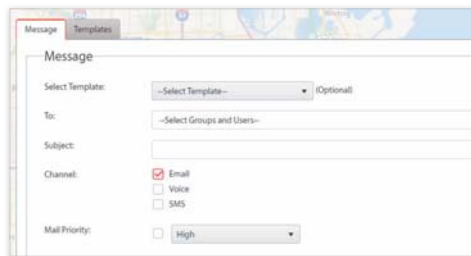
### Messaging

CommanderOne Messaging is a new addition to the CommanderOne Cloud-Based Control system. Messaging adds the ability to quickly and easily contact your employees using our CommanderOne activation systems, either via the web or mobile app, on your smartphone.

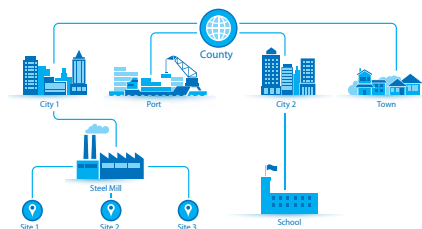
Messaging allows users to create templates, ad-hoc messages and even dynamically add phone numbers or emails at the time of message creation. Utilizing CommanderOne macros, you can activate a siren Hotkey and at the same time, a messaging template. Templates allow for operators to create scenarios ahead of time, adding all users and information in a ready-to-go, one-button activation.

Messaging add-on is designed around you and your first responders, by keeping it simple and easy for you to message your crew while activating the sirens. With simple, easy to understand plans, administrators can add messaging to their existing CommanderOne systems.

Messaging builds upon the strengths of the CommanderOne platform and can allow administrators to send out operational alerts and automated messages the moment NOAA issues alerts.

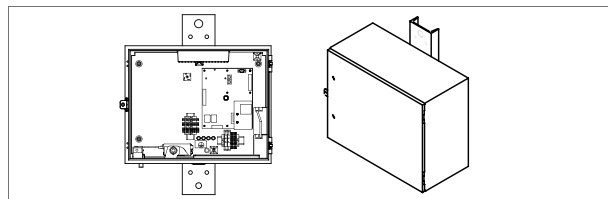


### Scalable Centralized Command and Control



CommanderOne is designed for a centralized command and control by managing disparate systems. Whether you have one site or multiple sites, you need a single dashboard to monitor and manage your network.

### Two-Way Control and Status Monitoring (FCTBD)



#### SPECIFICATIONS

AC Input Voltage: 120 or 240VAC  $\pm 10\%$ , 60Hz 3A  
DC charger/radio power: 120 or 240VAC switch selectable  
Battery: Sealed Lead Acid/12A Hr  
4 Relays, contact rating: 8A @ 120/240VAC  
5A @ 24VDC  
Number of remote activation inputs: 4  
Audio Output: 0-2V peak to peak, maximum load 8 ohms  
Environmental:  
Temperature: -22°F to 149°F / -30°C to 65°C  
Humidity: 0-98% non-condensing  
Net Weight: 95 lbs 43.2 kg  
Shipping Weight: 155 lbs 7 0.5 kg  
Dimensions H x W x D: 19" x 23" x 11.2"  
(48.3 cm x 60 cm x 28.5 cm)  
Shipping Weight: 155 lbs 70.3 kg

#### HOW TO ORDER

Contact our Federal Signal Sales Engineers to design a system that meets your specific requirements.

Description	Part Number
Two-way Controller with FCMPPlus Control Board and radio	FCTBD
Two-way Controller with FCMPPlus Control Board and Radio, high band 148-174 MHz	FCTBDH
Two-way Controller with FCMPPlus Control Board and Radio, UHF band 403-470 MHz	FCTBDU
Two-way IP-enabled Electro-mechanical Controller	FCTBD-IP

Notes:  
Antenna and cable are not included with radio activation control and must be ordered separately.  
Broadband radio and Commander software sold separately.

#### REPLACEMENT PARTS

Description	Part Number
12VDC Charger	Q20000288
12VDC Battery	Q155193A
FC+ Control Board	Q2000200C

#### OPTIONAL ACCESSORIES

Description	Part Number
Windows Programming Software (Non-digital applications)	FSPWARE
Commander® Software System, *10, 25, 255, or 512 Site License	SFCD*
Hardware Controller	SS2000+
Telco Base, Landline	TB-LL
Single motor AC current sensor	SK-SM
Three motor AC current sensor	SK-3M
Single phase, 120VAC voltage sensor	SK1-120
Single phase, 240VAC voltage sensor	SK1-240
3-phase, 240VAC voltage sensor	SK3-240
3-phase, 480VAC voltage sensor	SK3-480

See Project 25 product on page 248 for optional P25 configuration accessories if desired



#### Model FCTBD

## Two-way control and status monitoring

The FCTBD controller can control and monitor any electro-mechanical siren, and may be used in conjunction with the SS2000+ or Commander PC based software located at a central command point. The FCTBD will automatically report change in status back to the central command point through radio, IP, cellular, satellite or landline connections. The central command point can also poll the FCTBD for current status conditions. Status indicators are provided for intrusion alerts, activations and power issues. The FCTBD offers the ability to monitor six remote sensor inputs, such as: AC power, low battery and up to three additional sensors to monitor siren operation. The FCTBD is packaged in a NEMA 4 aluminum weatherproof cabinet and comes equipped with DIN rail for 120 or 240VAC power connections, 120/240VAC to 12VDC power supply, gel battery, FCM Plus control board, and AC power surge protection. Power wiring is fuse protected, with replaceable fuses. Standard features include intrusion switch for detection of door opening. Battery backup for FCM Control board and radio communications.

The FCTBD can also be ordered as FCTBDH and FCTBDU which includes a Vertex radio transceiver (FCTBDH = high band or FCTBDU = UHF). FSPWARE, an optional software package, enables connection to a computer to modify supplied timing or to create unique on/off patterns for control of external equipment, such as sirens. Programming options via FSPWARE include radio frequency, two-tone sequential tones/DTMF decoding digits for security, custom audible signal tones and independent control of output relays and timing patterns for electro-mechanical sirens. Up to six control codes may be programmed and activated by any combination of two-tone sequential, DTMF, EAS, POCSAG, and digital AFSK. Four of the timing sequences can be initiated using local push buttons or remotely through dry contact closures. The use of Commander Software and SS2000+ allows remote control activation, monitoring and networking of multiple FCTBD Controllers.

The FCTBD can also be equipped with an IP interface to allow high speed connections to the siren controller. Federal Signal recommends use of Commander software to create a fully redundant siren control system. The FCTBD is an ideal choice for upgrading or retrofitting one-way controls to two-way status monitoring for use with existing electro-mechanical sirens like the Federal Signal 2001-130, Equinox, 508-128, Eclipse8 and Model 2 sirens.

#### FEATURES

- Two-way control, activation and status monitoring
- Four individually programmable output relays
- Six built in siren tone signals for PA/Intercom
- External inputs for sensors and activation
- Push buttons for local activation
- Internal battery back-up
- 120 or 240VAC power
- UL and cUL listed, and DNV certified
- Simultaneous two-tone sequential, DTMF, EAS, POCSAG, and digital AFSK decoding for security

#### CommanderOne® Cloud-Based Control for Your Warning Systems

##### Select CommanderOne Model for Annual Subscription

	Standard	Professional	Enterprise
Model Number*	COMMANDER1-S	COMMANDER1-P	COMMANDER1-E
Number of Users <sup>1</sup>	5	20	Per quote
Number of Organizations	1	2-5	5+
Accuweather included	Yes	Yes	Yes
In Release Commander Upgrade	Yes	Yes	Yes

\*Includes Remote Implementation Support. For on-site support and training, contact your Federal Signal representative for a quote.

##### CommanderOne with Messaging Annual Subscription

	Standard
Model Number*	COMMANDER1-SM
Users <sup>1</sup>	5
Messaging Recipients <sup>2</sup>	200
Messages Per Month	500

\*Includes Remote Implementation Support. For on-site support and training, contact your Federal Signal representative for a quote.

<sup>1</sup> Users: Users defined as full ability to activate and create messages also includes CommanderOne APP. (Admin has ability to control USER rights)

<sup>2</sup> Recipient: Recipient defined as having the ability to receive messages via text or email.

CommanderOne is a registered trademark of Federal Signal Corporation.  
Accuweather is a registered trademark of AccuWeather, Inc.



## CommanderAssist®

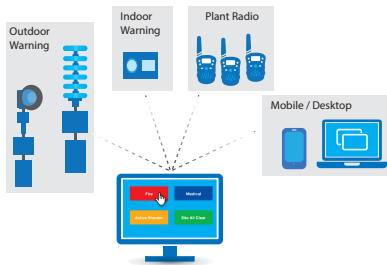
# Mass Notification Customized Messaging Software



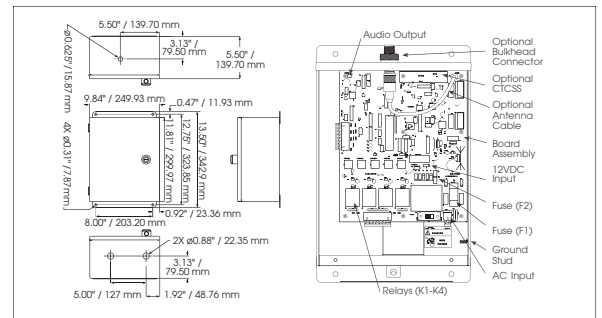
CommanderAssist® is designed to take a complicated emergency situation and make it simple to manage. CommanderAssist expands Federal Signal Commander On-Premise Siren Control and Messaging System to a customized scenario-based interface.

Federal Signal works with you and your staff to create a custom menu to guide the user thru incident-based decisions. Messages are pre-recorded in precise segments such as "Fire In" and "Admin Area"; and the custom menu guides the user thru pre-determined areas, such as plant areas or counties to deliver a clear, consistent alert.

In combination with a voice-capable speaker, CommanderAssist becomes a powerful tool in your emergency plan. Pre-recorded messages and tones are deployed over Giant Voice speaker systems including Federal Signal's Modulator siren, Informer tone-alert devices, indoor speakers, and handheld plant radios for mass notification. Messages can also be delivered over via e-mail and text messaging.



## Siren Controller (FC)



### SPECIFICATIONS

AC Input Voltage: 120 or 240VAC ±10%, 60Hz  
DC Input Voltage: 15-75VDC, 400mA max @ 48VDC or 11-15VDC, 400mA max @ 12VDC  
4 Relays, contact rating: 8A @ 120/240VAC 5A @ 24VDC  
Number of remote activation inputs: 4  
Audio Output: 0-2V peak to peak, maximum load 8 ohms  
Environmental:  
Temperature -22°F to 149°F / -30°C to 65°C  
Humidity 0-98% non-condensing  
Dimensions H x W x D: 13.5" x 10" x 6" (34.3 cm x 25.4 cm x 15.3 cm)  
Net Weight: 12 lbs 5.4 kg  
Shipping Weight: 13 lbs 5.9 kg

### HOW TO ORDER

Contact our Federal Signal Sales Engineers to design a system that meets your specific requirements.

Description	Part Number
Controller with FC Controller Board	FC
Controller with one-way high-band (150 - 174 MHz) radio receiver	FCH
Controller with one-way UHF band (450 - 470MHz) radio receiver	FCU

### OPTIONAL ACCESSORIES

Description	Part Number
Federal programming software (Non-digital applications)	FSPWARE
Tone Coded and Digital Coded Squelch Decode	FS-PL1
Outdoor NEMA 4 Push-button Panel	PBS-4
208-240VAC Transformer rectifier with 48VDC, 120VAC and contactors with enclosure	2001-AC
Motor starter/cabinet NEMA 3R 120VAC	RC2W-120
Motor starter/cabinet NEMA 3R 240VAC	RC2W-240
Model 2, 120VAC/DC Omni-directional Siren	2-120
Model 2, 240VAC/DC Omni-directional Siren	2-240
Model 2 Pole Mount	PMS

See Project 25 product on page 248 for optional P25 configuration accessories if desired

### REPLACEMENT PARTS

Description	Part Number
FC Control Board	Q20000200D
Radio Receiver High-Band	Q2005240G-02
Radio Receiver UHF Band	Q2005240G-03
Controller board only with one-way high-band (150 - 174 MHz) radio receiver	Q-FCMH
Q-FCMU Controller board only with one-way UHF band (450 - 470MHz) radio receiver	Q-FCMU





## Model FC

# Siren Controller

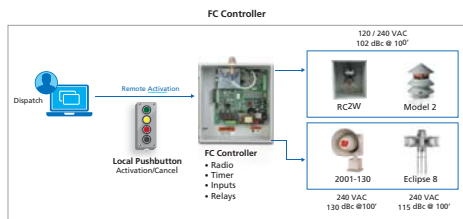
The FC Controller is a remote-control activation point for equipment control (such as electro-mechanical sirens) with relay outputs. Ideal for siren control applications and process controlled via relay contacts. The FC Controller is equipped with a FCX Controller board which can be powered from 12VDC, 48VDC, 120VAC or 220VAC. The FCX Controller board is equipped with 4 relays to control devices such as siren contractors, overhead door controls, lights, beacons, sounders or railway equipment. The FCX Controller board has 4 inputs for use with external switches or contact closures, and can be programmed to activate the onboard relays and/or the audio from the FCM Plus Control board. The FCX Controller board has built-in siren tones that interface to PA or intercom systems. The audio can be activated through physical inputs or the built-in push buttons on the FCX Controller board. The FC is a compact NEMA 4 metal enclosure equipped with a latching and locking mechanism, removable lock not included. The enclosure has a ground stud and three pre-drilled holes for ease of use, and is equipped with a plug for the top RF hole and an AC lightning surge arrester.

Radios models available are FCH (high-band) and FCU (UHF) which include a synthesized radio receiver. Also available is FSPWARE, a software package that enables computer connection to modify supplied timing or to create unique on/off patterns for control of external equipment. Programming options via FSPWARE include radio receiver frequency, two-tone sequential tones/DTMF decoding digits for security, custom audible signal tones and independent control of output relays and timing patterns for electro-mechanical sirens. Up to six control codes may be programmed and activated through any combination of two-tone sequential, DTMF, EAS, POCSAG, or digital AFSK. Four of the timing sequences can be initiated using local push buttons or remotely through dry contact closures. The use of SPCD Software and S52000+ allows remote control activation of multiple FC Controllers.

The Federal Controller is an ideal choice to control Eclipse8 and Model 2 siren series, radio activation of indoor PA systems, warning lights or various warning equipment, and fire house alerting applications.

## FEATURES

- One-way radio control available
- Six built in siren tone signals for PA / Intercom
- Simultaneous two-tone sequential, DTMF, EAS, POCSAG, and digital AFSK decoding for security
- External inputs / push buttons for local activation
- Four individually programmable output relays



## CommanderAssist® Mass Notification Dynamic Messaging Software

### Scenario

Emergency Manager—a fire broke out in Dock Area 1, and there is a strong wind today from the west. I need to alert all employees of the fire and tell everyone who is downwind that they need to evacuate.

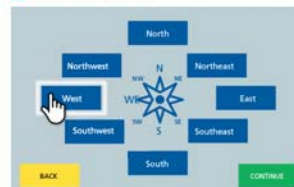
#### 1 Select the Incident



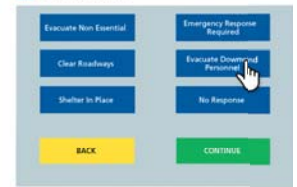
#### 2 Select the Affected Area



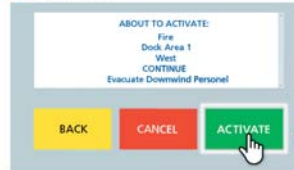
#### 3 Choose Wind Direction



#### 4 Select the action



#### 5 Deploy the Alert





CommanderAssist® Mass Notification Dynamic Messaging Software

### CommanderAssist Functions and Capabilities:



#### Custom Screen Design

Federal Signal helps you design your user interface around your emergency action plan with a custom screen design. You decide how you want to alert your employees and we work with you to make your plan a reality.



#### Commander

CommanderAssist runs on the Commander platform, the command and control software that is used to control Federal Signal sirens.



#### Customized Alerting

CommanderAssist can send alerts to who you want, when you want. Send outdoor or indoor alerts, radio alerts, or any combination. You can create the scenario and who gets alerted and we design the solution.



#### Radio

Add the optional I-PSIU to play the same tones and messages to all employees over the handhelds that they already carry. Cables for many popular radio models and technologies allow easy connection.



#### Desktop Alerting

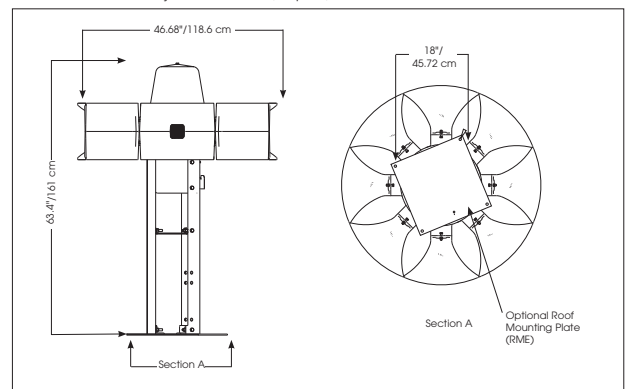
CommanderAssist can also distribute pop-up messages on connected Windows client computers. Your PCs can become a crucial tool in distributing messages to your entire plant. Responses show you who clicked an alert.



#### Email and SMS

Email and Text messages are an important channel to deliver emergency messages. CommanderAssist has the capability to deliver messages utilizing your current IT infrastructure.

### Omni-Directional Battery Powered Siren (Eclipse8)



### SPECIFICATIONS

Operating Temperature:	-22°F to 140°F	-30°C to 60°C
Effective Range @ 70 dBc:	2200'	
Height:	63.4"	161.0 cm
Width:	46.68"	118.6 cm
Net Weight:	255 lbs	116.0 kg
Shipping Weight:	380 lbs	173.0 kg

### HOW TO ORDER

Contact our Federal Signal Sales Engineers to design a system that meets your specific requirements.

Description	Part Number
<b>Siren Ordering Information:</b> Omni-directional siren, includes wood pole mount hardware	Eclipse8
<b>Mounting Ordering Information:</b> Roof Mount Equipment (optional)	RME
<b>Siren Control Ordering Information:</b> Eclipse8 Siren Control A/C operated, 208 or 220/240VAC (specify voltage). NEMA 4X aluminum control cabinet, (2) 48VDC contactors, and transformer/rectifier 117 lbs / 53kg	2001-AC
Federal Controller 120VAC NEMA 4X aluminum control cabinet, (4) chargers (2) 48VDC contactors, and NEMA 3R aluminum battery cabinet. (4) preset siren functions. Radio not included. 224 lbs / 102Kg	DCFCB



#### Model Eclipse8

## Omni-Directional Siren

The Eclipse8 is a mid-sized DC-powered omni-directional siren for outdoor warning that produces high intensity warning signals. This powerful and lightweight outdoor siren provides coverage with a maximum sound pressure level of 115 dBc at 100 feet. The high decibel output provides maximum coverage with minimum installation costs. Operating from 48VDC, the siren utilizes the DC motor of our 2001 siren series for proven reliability.

The siren's eight projector horns covers a 360° omni-directional area, with the capability of producing three signal options: steady, wail and fast wail. The Eclipse8 will supply a minimum of 15 minutes of siren operation from its batteries even after 24 hours without AC power. The siren controls are available with battery operation, AC operation and AC operation with battery back-up. One-way and two-way radio control or landline options are available.

#### FEATURES

- Omni-directional for 360° coverage
- Three distinct warning signals
- Can operate from batteries directly, or using optional AC with battery back-up
- Full battery operation or battery back-up option
- High efficiency design produces 115 dBc @ 100' while making moderate power demands
- Optional roof mount stand
- 100% aluminum design

#### CommanderAssist® Mass Notification Dynamic Messaging Software

##### HOW TO ORDER

Description	Part Number
Windows application software: for up to 10 sites	SFCD10
for up to 25 sites	SFCD25
for up to 255 sites	SFCD255
for up to 511 sites	SFCD512
CommanderAssist	SFCD-A

See your Sales Representative for a quote

#### PC Requirements

Operating	Server Requirements	Client Requirements
System	Windows® Server 2008 Release 2 Service Pack 1	Windows® 7 Service Pack 1 or newer
Software	Microsoft® .NET Framework version 4 Microsoft® Visual C++ 2010 x86 Redistributable Package	Microsoft® .NET Framework version 4 Microsoft® Visual C++ 2010 x86 Redistributable Package
CPU Speed	3.0 GHz or higher	2.6 GHz or higher
CPU Processor	Intel® Xeon Processor or higher	Intel® Core Duo, Xeon Processor or higher
Memory	8 GB or higher	4 GB or more
Disk Space	40 GB or higher	100 MB or more
Network Adapter	100/1000 MB TCP/IP IPv4 network card	100/1000 MB TCP/IP IPv4 network card
Sound Card	Simple stereo sound card	Simple stereo sound card
Serial Port	RS 232	232
USB	1 USB	1 USB

#### CommanderAssist Options

Model #	Description	Notes
I-PSIUB	Sensor/Radio Interface Unit	19-in rack mount device that allows messages to Land Mobile Radios
X-PCS-22T	Desktop Server with 22" Flat Panel Touch Monitor	A server with a touch screen monitor improves the user's experience when activating CommanderAssist.

CommanderAssist is a registered trademark of Federal Signal Corporation.



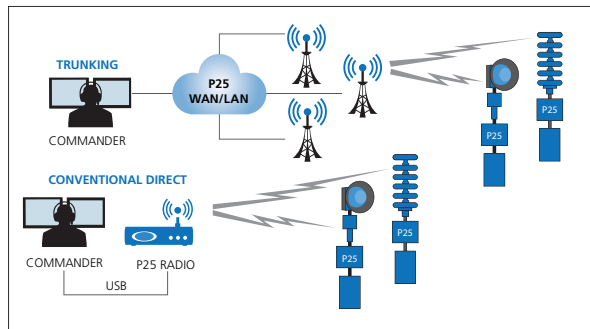
## Commander® P25

# P25 Compliant Warning System

Federal Signal offers a Warning System that is fully compliant with P25 two-way communication systems. By utilizing this technology, users can eliminate the cost to maintain a legacy communications system or additional 3rd party hardware to become compatible with a P25 network, enabling Federal Signal Outdoor/Indoor Warning users to utilize their P25 Land Mobile Radio system with the siren network.

### Federal Signal P25 Compliance Matrix

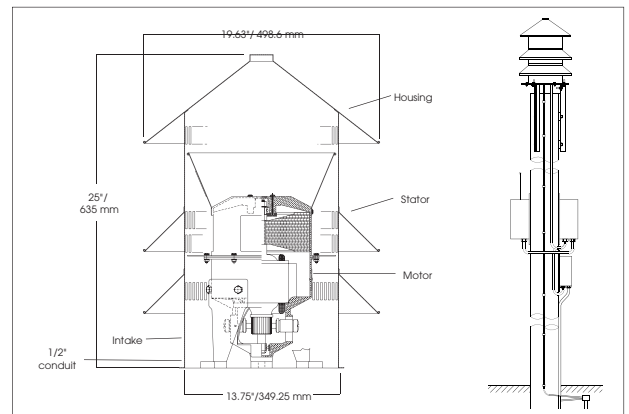
	P25 Phase 1	✓
	P25 Phase 2	✓
	Conventional Direct Mode	✓
	Trunk Mode	✓



Control Point computers hosting the Commander software can now connect to a P25 trunked land mobile radio interface via an Ethernet connection. Control points utilize a broadcast functionality to quickly and efficiently communicate with all remote controllers for All Call and Group activations. IP unicast to individual remote sites is used for individual activation and polling requests to minimize radio traffic in a multi-site system.

For customers that need P25 direct mode communication with remote siren site controllers, Commander software is USB plug-and-play compatible to P25 capable radios, enabling direct radio to radio communications without the need for trunking infrastructure.

## Omni-Directional Siren (Model 2)



### SPECIFICATIONS

Recommended Mounting Height:	35-40 feet	10.7-12.2 m
Effective Range*:	1,000 feet	304.8 m
Power Rating:	2 HP	2 HP
Power Requirements:	120VAC/DC	24A, single phase
	240VAC/DC	12A, single phase
Height:	25.5"	65 cm
Diameter:	19.6"	50 cm
Net Weight:	59 lbs	27 kg
Shipping Weight:	85 lbs	36 kg

### HOW TO ORDER

Contact our Federal Signal Sales Engineers to design a system that meets your specific requirements.

Description	Part Number
120VAC/DC, 102 dBc, Roof mount standard	2-120
240VAC/DC, 102 dBc, Roof mount standard	2-240
120V Motor Starter	RC2W-120
240V Motor Starter	RC2W-240

### REPLACEMENT PARTS

Description	Part Number
Bearing (Two Required)	Q8239A045
Brush and Spring (Two Required)	Q8247A020
Brush Holder (Two Required)	Q8247A021

### OPTIONAL ACCESSORIES

Description	Part Number
Pole Mount	PMS
Controller, No radio	FC
Controller, VHF radio	FCH
Controller, UHF radio	FCU



## Model 2

# Omni-Directional Siren



Federal Signal's Model 2 siren is the most commonly used siren for fire station and industrial plant alerting. The siren is an outdoor warning siren providing omni-directional coverage capable of producing intense warning signals over a large area. The siren is typically installed on a roof or on a standard utility pole.

The Model 2 is a mechanical single tone siren capable of producing 102 dBc @ 100' while making only moderate power source demands. The Model 2 has a high powered AC motor which operates from either 120VAC/DC or 240VAC/DC. A Federal Signal Model RC2W-120 or -240 motor starter (purchased separately) is required to operate this siren. The Federal Signal motor starter is recommended due to the ability to handle the specific requirements of the Model 2 siren.

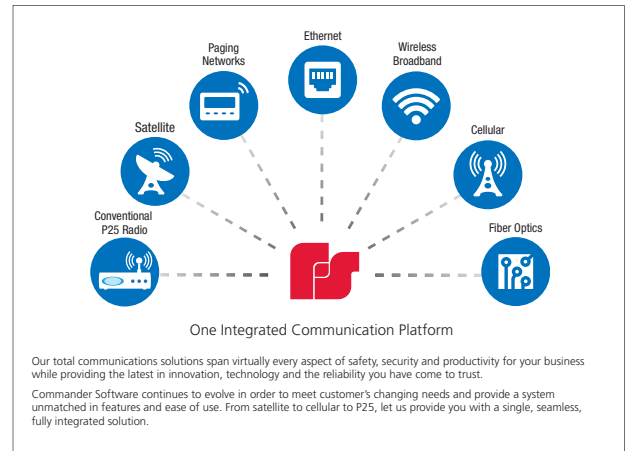
The Model 2 siren and motor starter can be used with the FC controller for further control of the Model 2 siren. The FC provides relay contact closures to activate the RC2W-XXX motor starter. The FC controller can be programmed to activate the siren for a per-determined interval, can be activated thru radio control or through remote push-buttons.

Federal Signal's Model 2 can serve as an outdoor plant-wide warning system where volume is needed to contrast with high ambient industrial sounds. It is ideal for use in the large, wide open areas found in industrial facilities such as refineries, steel mills and manufacturing plants. The Model 2 can be used for start/stop work signaling, plant evacuation or other emergency situations.

## FEATURES

- Available in 120VAC/DC and 240VAC/DC
- High-efficiency design requires only moderate power
- Small compact design
- Powder coating for long life
- Use with RC2W-120/240 motor starter
- Use with FC controller for ease of operation
- Use with FCUIH for remote radio activation
- Produces 102 dBc @ 100'
- Roof mount standard and pole mount optional
- Pole mount with PMS kit

## P25 Compliant Warning System (Commander® P25)



## HOW TO ORDER

Description	Part Number
<b>Specify Model, Command and Control System:</b> P25 IP Software key (required for trunked P25) <i>*Federal Signal Commander P25 software version 14.5 or greater required for P25 support</i> Base station P25 radios (required for conventional-direct) <i>*Radio sold separately</i>	SFCD-IP BSP
<b>Specify Model, FC Remote Terminal Units:</b> FC Controller P25 APX Radio Interface kit <sup>1</sup> <i>*FC RTU firmware version 5.3 (FCM/3.2.0.5 (FCM+)) or greater needed for P25 support</i> <i>*Radio sold separately</i>	Q-APX-FCIK
<b>Specify Model, UV Remote Terminal Units:</b> UV Controller P25 APX Radio Interface kit <sup>1</sup> <i>*UV RTU firmware version 7.6.0.3 (UV/2.4.0.1 (UV+)) or greater needed for P25 support</i> <i>*Radio sold separately</i>	Q-APX-UK

<sup>1</sup> P25 APX Radio Interface Kit needed to connect RTU controllers to P25 radios.

Commander is a registered trademark of Federal Signal Corporation.



## SS2000+ Series C

# Local Hardware Activation Point

The SS2000+ Series C web enabled controller is Federal Signal's most advanced stand-alone control unit. The SS2000+ typically interfaces to an analog or digital radio system to provide radio activation of sirens across a county, municipal, campus or industrial facility. The SS2000+ has 24 programmable activation button "hotkeys" secured with a keylock switch and 20 contact closure inputs for interfacing with remote control systems. The hotkeys can provide specific types of warnings or test activations to notify residents, employees or students. The 24 Hotkeys are now accessible from a variety of interfaces using a new web interface. The new web interface can provide improved redundancy allowing multiple SS2000+ units to be used as on-line back-ups. Advanced networking features enable the SS2000+ to be connected to Federal Signal's CommanderOne control and status monitoring software. In addition, the SS2000+ can now connect directly to Federal Signal's CommanderOne cloud service for secure web access to hotkeys, messaging and automated activation from NOAA EAS events.

The SS2000+ can be used to as an encoder for one-way siren control. Previously using a SS2000+ allowed activation only from the front panel hotkeys, the physical interfaces or from a connected PC. The SS2000+ now provides siren activation from CommanderOne NOAA EAS events/polygons, from a mobile app or from a web browser over the Internet.

## FEATURES

- 24 command function hot keys with key-lock protection
- 20 remote activation inputs
- Dispatch console interface via URL
- Ethernet port for control over inter-company or intra-company LAN
- Interface to CommanderOne web service for polygon and mobile activations
- MODBUS TCP Industrial Control Interface
- Microphone interface for Live PA
- Redundant source of command and control
- User Access Security with Digest Authentication
- Remote firmware update capability over LAN
- Computer Access Whitelist Feature
- SSL and AES data Encryption
- Compatible with radio two-tone EAS and DTMF, AFSK encoding
- Three Configurable Relay Outputs
- Streams WAV files from CommanderOne PC
- Built-in communication monitor speaker
- Radio level indicators simplify field adjustments
- Battery backed real time clock
- Back-lit LCD Display
- Desk and 19" rack mount versions available
- Offered in 120 and 240VAC, with EU or UK versions available

## High Powered Outdoor Siren (508-128 Siren)

### SPECIFICATIONS

Power:<sup>1</sup>  
Siren can be powered from 120VAC, 240VAC, with battery back-up or battery operation. Solar powering can also be provided.

Coverage:<sup>2</sup>

70 dB	7,300' Calculated <sup>3</sup>
60 dB	14,700' Calculated <sup>3</sup>

Signal Information:<sup>3</sup>

Signal / Sweep Rate	Frequency Range	Sweep Rate
Steady / Continuous	500 Hz	N.A.
Wail / 10 sec.	180-500 Hz	10 sec.
Fast Wail / 3.5 sec.	300-500 Hz	3.5 sec.

Pole Mounts:  
Wood, steel, composite or concrete poles can be provided.  
Contact Federal Signal for details

Communications:  
Federal Signal can supply one-way and two-way communications. Radio, IP, Landline, Satellite and Cellular can be combined to provide a robust alerting solution

Operating Temperature:<sup>4</sup> -22°F to 140°F / -30°C to 60°C

Dimensions Height x Width x Depth: 70.1" x 53.4" x 43.1" (1780.5mm x 1356.4mm x 1094.7mm)

Shipping Weight: 590 lbs 268 kg w/mtg. legs

Siren Weight: 430 lbs 195 kg

### HOW TO ORDER

Contact our Federal Signal Sales Engineers to design a system that meets your specific requirements.

Description	Part Number
<b>Siren Ordering Information:</b>	
Rotating electro-mechanical siren 128 dBc	
+/- 1 dBc 48VDC, pole mount included	508-128
<b>Siren Control Ordering Information:</b>	
One-way FC Controller, 120VAC operation	FC/H/U
Two-way FC Controller, 120VAC operation	FC2BD/H/U
One-way FC Controller, 120VAC to battery operation	DCFBD/H/U <sup>5</sup>
Two-way FC Controller, 120VAC to battery operation	DCF2BD/H/U <sup>5</sup>
<b>Command and Control for Multiple Siren Installation:</b>	
Console for siren activation (R for rack mount)	SS2000+/R
Commander software for PC based siren activation, monitoring and control	SFCD <sup>5</sup>

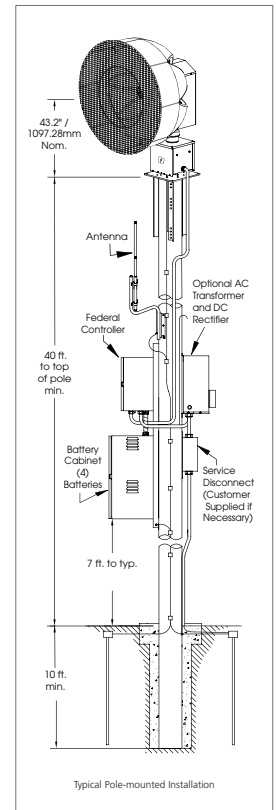
<sup>1</sup> Contact Federal Signal for powering options

<sup>2</sup> Actual coverage is dependent on many factors, contact Federal Signal for sound analysis of your specific location

<sup>3</sup> The siren can operate throughout this temperature range provided that battery temperature is maintained at 18°C or higher

<sup>4</sup> Batteries not included

<sup>5</sup> See Product Selection Guide for ordering options





Model 508-128

## High Power, Directional Rotating Siren

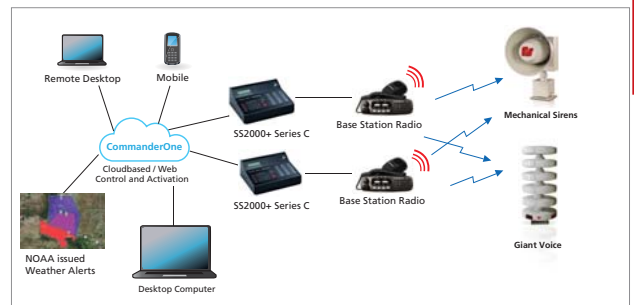
Federal Signal's 508-128 siren is a high power, rotating, unidirectional, 500 Hz outdoor warning siren that offers an anechoic chamber-certified of 128 dBc. The high-decibel output provides maximum coverage with minimum installation cost. Radio activation can further minimize installation costs by eliminating the need for leased dedicated control lines. The siren rotates at 3 RPM and can produce three distinct warning signals: steady, wail and fast wail. The 508-128 siren will supply a minimum of 15 minutes of full power output from its batteries after AC power loss. The siren controls are available with battery operation, Solar AC operation, and AC operation with battery back-up, one-way and two-way radio control, wired or wireless Ethernet, satellite, cellular or landline. Ideal applications for these warning sirens include hazardous weather conditions, fires, floods, chemical spills and other types of emergencies, the 508-128 siren is an excellent choice to protect any community.

### FEATURES

- High-powered rotating siren for maximum coverage
- 500 Hz, 128 dBc output
- Three distinct warning signals
- AC or Solar powered with battery operation or back-up
- Weather-resistant coating

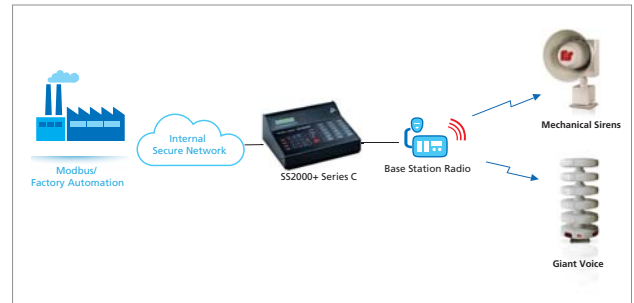
### Web Enable Radio Controlled Sirens

The SS2000+ can be used to as an encoder for one-way siren control. Previously using a SS2000+ allowed activation only from the front panel hotkeys, the physical interfaces or from a connected PC. The SS2000+ now provides siren activation from CommanderOne NOAA EAS events / polygons, from a mobile app or from a web browser over the Internet.



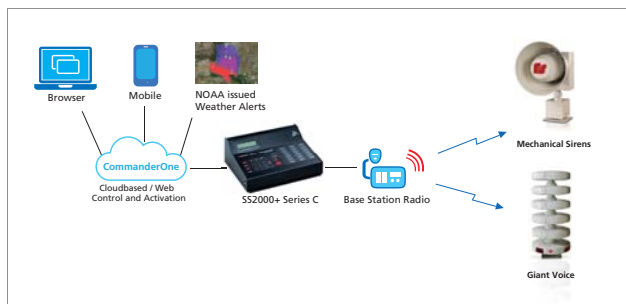
### MODBUS Control

The SS2000+ has a MODBUS interface to easily interface with Industrial Control Systems. MODBUS TCP is used to provide activations into an SS2000+ for specific warning announcements across an industrial plant. Users can activate the system using the SS2000+ or industrial control systems can activate the hotkeys.

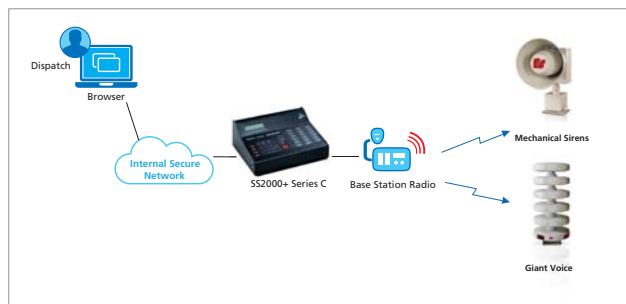


**PC Freedom**

Typical siren control systems rely on dedicated PC's or servers for activation. PC's can be difficult to maintain with updates and security concerns. Now you can have many of the features provided from a PC without the need to have a PC dedicated to activating your siren system. In addition, PC's can be a single point of failure within your siren control system. The SS2000+ can now interface to our CommanderOne control system and eliminate the need for a dedicated PC for siren control.

**ACCESS VIA URL**

Dispatch consoles can now access the SS2000+ from a new built-in web server that allows the SS2000+ to be controlled and configured over a LAN using standard web browsers. This interface can provide users within a secure company network to access the SS2000+ Hotkeys from standard web browsers (Chrome, Edge or Firefox) on the company local area network.

**High Power, Directional Rotating Siren (2001-130/Equinox)****SPECIFICATIONS****Power:<sup>1</sup>**

Sirens can be powered from 120VAC, 240VAC, with battery back-up or battery operation. Solar powering can also be provided

<b>Signal Information:</b>	<b>2001-130</b>	<b>Equinox</b>
Signal /Sweep Rate	Frequency Range	500 Hz
Steady /Continuous	790 Hz	
Wail /10 sec.	470-790 Hz	180-500 Hz
Fast Wail /3.5 sec.	600-790 Hz	300-500 Hz
<b>Coverage:<sup>2</sup></b>	<b>2001-130</b>	<b>Equinox</b>
70dB	Up to 6,500'	Up to 6,100'
60dB	Up to 13,200'	Up to 12,200'

**Pole Mounts:**

Wood, steel, composite or concrete poles can be provided. Contact Federal Signal for details

**Communications:**

Federal Signal can supply one-way and two-way communications. Radio, IP, Landline, Satellite and Cellular can be combined to provide a robust alerting solution

**Operating Temperature:<sup>3</sup>**

-22°F to 140°F	-30°C to 60°C
62" x 37" x 41"	
(157 cm x 94 cm x 104 cm)	

Net Weight:	420 lbs	190 kg
Shipping Weight:	460 lbs	205 kg
Equinox Net Weight	390 pounds	159 kg
Equinox Shipping Weight	460 pounds	205 kg

**HOW TO ORDER**

Contact our Federal Signal Sales Engineers to design a system that meets your specific requirements.

Description	Part Number
<b>Siren Ordering Information:</b>	
Rotating electro-mechanical siren 130 dBc +/- 1dBc @ 100' (30.5m) 48VDC, pole mount included	<b>2001-130</b>
Rotating electro-mechanical siren, low frequency, 125 dBc +/- 1dBc @ 100' (30.5m) 48VDC, pole mount included	<b>Equinox</b>
<b>Siren Control Ordering Information:</b>	
One-way FC Controller, 120VAC operation	<b>FC/H/U</b>
Two-way FC Controller, 120VAC operation	<b>FCTBD/H/U</b>
One-way FC Controller, 120VAC to battery operation	<b>DCFCB/H/U<sup>4</sup></b>
Two-way FC Controller, 120VAC to battery operation	<b>DCFCTBD/H/U<sup>4</sup></b>
<b>Command and Control for Multiple Siren Installation:</b>	
Console for siren activation (R for rack mount)	<b>SS2000+/R</b>
Commander software for PC based siren activation, monitoring and control	<b>SFCD<sup>5</sup></b>

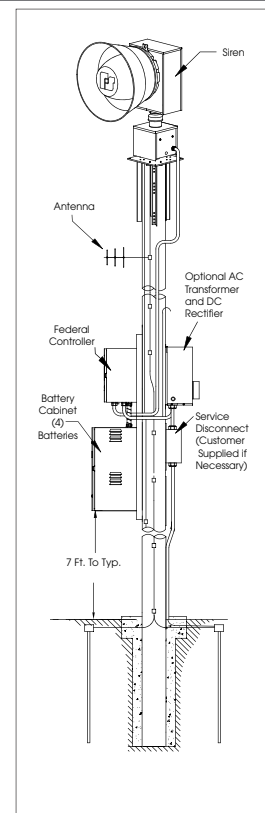
<sup>1</sup> Contact Federal Signal for powering options

<sup>2</sup> Actual coverage is dependent on many factors, contact Federal Signal for sound analysis of your specific location

<sup>3</sup> The siren can operate throughout this temperature range provided that battery temperature is maintained at 18°C or higher

<sup>4</sup> Batteries not included

<sup>5</sup> See product page for additional information







## Model 2001-130 and Equinox High Power, Directional Rotating Siren

The Federal Signal 2001-130 and Equinox sirens is a high power, rotating, unidirectional outdoor warning siren. The high-decibel output provides maximum coverage with minimum installation cost. Radio/cellular/satellite or wireless IP activation can further minimize installation costs by eliminating the need for leased dedicated control lines.

The siren's projector produces a 60-degree projection of sound which rotates at 3 RPM and can produce three distinct warning signals: steady, wail and fast wail. The siren will supply a minimum of 15 minutes of full power output from its batteries after AC power loss. The siren controls are available with battery operation, solar, AC operation, and AC operation with battery back-up, one-way and two-way radio control, wired or wireless Ethernet, satellite/cellular or landline. The 2001 Series is offered in low frequency (500 Hz) or mid-range frequency (790 Hz).

Ideal applications for this warning siren include hazardous weather conditions, fires, floods, chemical spills and other types of community or facility emergencies.

### FEATURES

- High-powered rotating siren for maximum coverage
- Available in low and mid-range frequency
- Three distinct warning signals
- AC or Solar powered with battery operation or back-up
- Weather-resistant coating

### SPECIFICATIONS

Operating Temperature:	32° F to 140°F	0° to 60°C
Line Input	120/240VAC*	wall transformer power supply
Power Supply Input Voltage:	12-30 VDC	(12 VDC minimum)
Input Current	300 mA (Standby 700 mA max.)	
Distortion	< 3.0%	
Ethernet	RJ-45 port, TCP/IP	
Microphone:		
Input Level	10mV - 150mV p-p	
Input Impedance	10k Ohms	
Input Jack	XLR Male	
Type	Dynamic	
Speaker:		
Power	1 watt	
Impedance	8 Ohms	
Audio Interface:		
Audio Output	Balanced 600 Ohms	
Audio Input	Balanced 600 Ohms	
Decode Sensitivity	< 8-10 dBc S/N or 12 dBc SINAD	
Relay Outputs	2A at 30VDC / 0.5 at 120VAC	
Dimensions H x W x D:		
Desk Mount	3.59" x 11.59" x 9.53"	
	91.8 mm x 294.4 mm x 242.1 mm	
3U Rack Mount	5.19" x 19" x 10.10"	
	131.8 mm x 482.6 mm x 256.5 mm	
Shipping Weight: Desk Mount	6 lbs	3 kg
Shipping Weight: Rack Mount	8 lbs	4 kg

\* The SS2000+ Power Supply can be ordered with a US 120VAC or UK/EU 240VAC Power Cables, see description models.

### HOW TO ORDER

**Contact our Federal Signal Sales Engineers to design a system that meets your specific requirements.**

Considerations for system configuration:

Description	Part Number
Desk mount Local Activation Point, US	SS2000+
Rack Mount Local Activation Point, US	SS2000+R
Desk Mount Local hardware activation point, EU	SS2000+EU
Desk Mount Local hardware activation point, UK	SS2000+UK
Noise Canceling Microphone	MNC-MNS <sup>1</sup>
CommanderOne Cloud Service	COMMANDER1LE

### REPLACEMENT PARTS

Description	Part Number
SS2000+ Power Supply with US Cable	Q-SSPWR
UK 240VAC Power Cable <sup>2</sup>	Q17501252A
EU 240VAC Power Cable <sup>2</sup>	Q17501253A
SS2000+ Kenwood Radio Cable	Q17500863-01

<sup>1</sup> Noise canceling microphone model MNC-MNS replaces the microphone on early revision models of SS2000+. Model MNC-MNS is supervised for compatibility with UL2572.

<sup>2</sup> While there are no EU/UK rack mount models, the rack mount SS2000+R can be ordered with the appropriate replacement power cable, if needed.

Kenwood, Windows and NOAA are registered trademarks of their respective owners.  
Commander is a register trademark of Federal Signal Corporation.



## Model I-IP15 Series C

# 15W IP-enabled Speaker

The Informer15 Speaker is a 15-watt, IP-enabled indoor and outdoor speaker. The Informer15 can be used as a warning and alert device with both audible and visual indicators. The audible capabilities include locally stored high-quality, high-powered tones and voice messages. The visual indicators include the use of message board/scrolling display sign support, strobes, lights, and beacons. The Informer15 can be equipped with up to four local initiation devices (switches) to activate the unit locally and to the Commander® controller for mass notification communications.

The Informer15 Speaker has an internal 15-watt amplifier/driver to deliver tone warnings and intelligible voice messages from Informer15 stored memory. The Informer15 also has several unique capabilities when working with the Federal Signal Commander software. Using Commander software, the Informer15 can play text-to-speech, stream WAV files or can broadcast live PA. In addition, Commander software can perform a talk/listen to individual Informer15's to allow call box type communications. The Informer15 also has remote volume control for optimizing sound levels across your alerting area. The remote volume control also includes an ambient-noise-monitoring capability to automatically adjust volume depending on external noise levels.

The Informer15 allows connection of up to four external switches to activate predefined alert events. The Informer15 can be programmed and configured as a standalone device to only use the inputs to activate the Informer15. This may be useful if the location has no network connectivity, but where voice and tone alerts from locally activated inputs is required. The Informer15 can be networked later and the activations can be brought into the Commander system for full system capability. When the Informer15 is networked using the Commander software, alerts initiated at the Informer15 can be used to activate other devices. The Commander software system can also alert emergency personnel via email, SMS, and hand-held radios using optional messaging software.

The Informer15 includes one output to control the visual indicator and output to activate external relay, which can be used to control external devices. The Informer15 has two 1/2-inch NPT opening on the bottom of the speaker for simple installation of pipe-mount devices. The openings allow access to LAN, open collector output, and activation inputs. The Commander system allows multiple configurations for activation of the open collector output or visual indicator during alerts.

The Informer15 is designed for outdoor use and large indoor structures. It is available in a PoE+(802.3 at) power via a local Ethernet model or in a 24Vdc model. All wiring interfaces are accessible via internal connectors and built-in NPT entrances for quick and easy installation.

## APPLICATIONS

- Indoor and Outdoor Locations
- Loud industrial facilities
- Muster or call stations
- Weather alerting
- Campus or school alerting
- Food processing locations
- For use with video security systems
- Plant wide alerting System
- Plant wide Live-PA announcements



Scan to download the Informer15 Application Note



## Speakers & Strobes Emergency Notification (EN-WSSPA, EN-WSTPA and EN-CSTA)

### SPECIFICATIONS

#### Ceiling or Wall Mounted Speaker

This ceiling or wall mounted speaker is designed to meet code requirements for audio voice communications. This device can be mounted to either the EN-SMBS (surface mounting box, square) or a 4" square X 2 1/8" deep metallic back box. This speaker provides a 25 or 70.7 Vrms speaker with field selectable power taps of 1/8W, 1/4W, 1/2W, 1W, 2W or 4W. It offers high quality dBA output (Intelligible). The Frequency Range is 400-4000Hz.

#### Synchronization Module

The synchronization module is designed to provide an easy way to synchronize multiple strobe light flashes using only two wires in instances where a synchronized flash is required.

- Easy to Install
- Rated for 3 Amps continuous current and 5 Amps surge or inrush current
- Synchronizes to 1Hz Flash Rate
- Operates 1 Class 'A' circuit or 2 Class 'B' circuits at 3 Amps per circuit.
- UL 464 and UL 1971 Listed
- CAN/ULC S526-M87/S524-01 Compliant
- This module comes with its own back box and cover

### HOW TO ORDER

Description	Part Number
Wall Mounted Speaker Strobe	
Wall Speaker/Strobe, Alert, Amber lens	EN-WSSAA
Wall Speaker/Strobe, Plain, Amber lens	EN-WSSPA
Outdoor Wall Speaker Strobe, Alert, Amber lens	EN-OWSSAA
Wall Mounted Strobe	
Wall Strobe, Plain, Amber lens	EN-WSTPA
Wall Strobe, Alert, Amber lens	EN-WSTAA
Wall Strobe, Plain, Clear lens	EN-WSTPC
Wall Strobe, Alert, Clear lens	EN-WSTAC
Synchronization Module	
Synchronization Module, 3 Amps	EN-SM

### OPTIONAL ACCESSORIES

Description	Part Number
Surface Mounting Box, Round	EN-SMBR
Surface Mounting Box, Square	EN-SMBS
Ceiling Mounted Strobe	
Ceiling Strobe, Amber lens	EN-CSTA
Ceiling Strobe, Clear lens	EN-CSTC
Ceiling or Wall Mounted Speaker	
Ceiling/Wall Speaker, 25 Vrms or 75 Vrms	EN-CWSP



EN-SM



EN-SMBR



EN-SMBS



Models EN-WSSPA, EN-WSTPA and EN-CSTA

## Speakers & Strobes Emergency Notification

**Wall Mounted Speaker Strobe** – The wall mounted speaker strobe combo is UL 1638 and 1480 compliant and listed for the purpose of life safety and property protection. The strobe utilizes a Xenon flash tube which generates a high-intensity light visible from all sides with a fixed candela rating of 15/75. This device offers a choice of field selectable power taps of 1/8, 1/4, 1/2, 1, 2, and 4 watts for use with either 25 Vrms or 70.7 Vrms audio amplifiers. The frequency range of the speaker is 400-4000Hz. This device is suitable for line supervision. This device can be mounted to either the EN-SMBS (Surface Mounting Box, Square) or a 4" square X 2 1/8" deep metallic back box.

**Wall Mounted Strobe** – The wall mounted strobe with amber lens offers a dependable visual alarm for warning and emergency notification. Applications include severe weather, evacuation, emergency response, etc. This device runs on 24VDC. The candela options are 15, 30, 60, 75, and 100. These options are field selectable and tamper resistant. A die cast 4" mounting bracket is included which incorporates the popular Super-Slide™ feature that allows the installer to easily pre-wire the system and test for supervision. The product also features a locking mechanism that secures the product to the bracket without showing any screws. Installers can check the voltage drop, current draw and match it against the blue print with the included Checkmate™ Instant Voltage Verification feature. This wall strobe is UL1638 and UL464 listed and are warranted for three years from the date of purchase.

**Ceiling Mounted Strobe** – This ceiling mounted strobe offers dependable visual alarms for warning and emergency notification. This device runs on 24VDC. The candela options are 15, 30, 60, 75, and 100. These options are field selectable and tamper resistant. A standard 4" mounting plate is included which incorporates the popular Super-Slide™ feature that allows the installer to easily pre-wire the system and test for supervision. The product also features a locking mechanism that secures the product to the bracket without showing any screws. This wall strobe is UL1638 and UL 464 listed and are warranted for three years from the date of purchase. Mounting option: EN-SMBR (Surface Mounting Box, Round)

### FEATURES

- Campus, Military and Indoor Mass Notification
- UL listed
- Amber or Clear lens
- Plain housing or with 'Alert' text for additional notification
- Synchronization of strobe lights

## HP15 Series C - 15W IP-enabled Speaker



### FEATURES

- Outdoor or indoor IP-enabled speaker for audible and visual alerts
- Speaker rated at 112 dB for tones and 107 dB for pink noise at 10 feet
- Seven standard built-in warning signals: Wail, Steady, Alternate Wail, Alternate Steady, Pulsed Wail, Pulsed Steady, Auxiliary Chime
- Broadcasts live voice, text-to-speech, and pre-recorded voice or tone files
- Deliver intelligible voice messages from locally pre-recorded files
- Pre-recorded files: up to 4000 messages with 17 hours of recording time
- Ambient-noise-level monitoring with automatic volume control
- Alerts can be sent to single devices, groups or zones, or all devices
- Wall mount
- Web interface for configuration
- Four local alarm initiation inputs, with configurable priority to activate unit locally or standalone operation. Momentary mode: contact closure sounds alarm for programmed duration. Continuous mode: sounds alarm for duration of closure
- One open collector output paired with 24Vdc for controlling an external relay
- Integrated Modbus-TCP Industrial PLC interface for control and monitoring
- \*Series C feature - contact FS support for updates information on non-Series C
- Integrated SIP phone interface for live PA, remote .wav file and function control using standard SIP phones
- High-intensity LED light that can be activated independently or with messages
- Models available with White, Red, Amber, Blue, and Green LEDs
- Wide variety of flash patterns
- Power over Ethernet using 802.3at PoE+ 25.5 W \*\*HP15 models
- 24Vdc Power \*\*HP15-024 models
- Wide operating temperature range
- US/Canadian ETL Listed to UL Std 60065

### ADDITIONAL

- Network Commander only features:
- Each device can be remotely configured for volume and noise-level adjustments
  - Speaker as microphone for talk-back feature
  - Federal Signal Commander software provides activation, full two-way control, and status monitoring
  - Optimal CommanderOne cloud based control with mobile app
  - Allows remote software upgrades

### SPECIFICATIONS

- Input Voltage: Power over Ethernet (PoE + 802.3at) \*\*HP15 models
- Input Voltage: 24Vdc Power \*\*HP15-024 models
- Input Current Draw: PoE+ 25.5 W
- Alarm initiating inputs: Four optically isolated inputs
- Audio Storage: Pre-recorded files—up to 4000 messages with up to 17 hours of recording time
- Operating temperature range: -30°C to +65°C/-22°F to +149°F
- 13.9 inches x 10.2 inches x 10.0 inches  
35.3 cm x 25.9 cm x 25.4 cm
- Shipping Weight: Desk Mount 6.19 lbs 2.81 kg

### HOW TO ORDER

Description	Part Number
Informer15, (PoE+ 802.3at), White LED	HP15-W
Informer15, (PoE+ 802.3at), Red LED	HP15-R
Informer15, (PoE+ 802.3at), Blue LED	HP15-B
Informer15, (PoE+ 802.3at), Amber LED	HP15-A
Informer15, (PoE+ 802.3at), Green LED	HP15-G
Informer15, 24Vdc, White LED	HP15-024-W
Informer15, 24Vdc, Red LED	HP15-024-R
Informer15, 24Vdc, Blue LED	HP15-024-B
Informer15, 24Vdc, Amber LED	HP15-024-A
Informer15, 24Vdc, Green LED	HP15-024-G

Commander is a registered trademark of Federal Signal Corporation  
Modbus® is a registered trademark of Schneider Electric, licensed to the Modbus Organization, Inc.



## Model I-IP15X Series C

# Informer15 IP enabled 15 W hazardous location speaker

The Informer15 Speaker is a 15-watt, IP-enabled indoor and outdoor speaker. The Informer15 can be used as a warning and alert device with both audible and visual indicators in hazardous locations. The audible capabilities include locally stored high-quality, high-powered tones and voice messages. The visual indicators include the use of external devices\* such as: message board/scrolling display sign support, strobes, lights, and beacons. The Informer15 can be equipped with up to four local initiation devices (external switches\*) to activate the unit locally and to the Commander<sup>®</sup> controller for mass notification communications.

The Informer15 Speaker has an internal 15-watt amplifier/driver to deliver tone warnings and intelligible voice messages from Informer15 stored memory. The Informer15 also has several unique capabilities when working with the Federal Signal Commander software. Using Commander software, the Informer15 can play text-to-speech, stream .WAV files or can broadcast live PA. In addition, Commander software can perform a talk/listen to individual Informer15's to allow call box type communications. The Informer15 also has remote volume control for optimizing sound levels across your alerting area. The remote volume control also includes an ambient-noise-monitoring capability to automatically adjust the volume depending on external noise levels.

The Informer15 allows connection of up to four external switches to activate predefined alert events. The Informer15 can be programmed and configured as a standalone device to only use the inputs to activate the Informer15. This may be useful if the location has no network connectivity, but where voice and tone alerts from locally activated inputs is required. The Informer15 can be networked later and the activations can be brought into the Commander system for full system capability. When the Informer15 is networked using the Commander software, alerts initiated at the Informer15 can be used to activate other devices. The Commander software system can also alert emergency personnel via email, SMS, and hand-held radios using optional messaging software.

The Informer15 includes one output to control the visual indicator and output to activate external relay, which can be used to control external devices. The Informer15 has two 1/2-inch NPT opening on the bottom of the speaker for simple installation of pipe-mount devices. The openings allow access to LAN, open collector output, and activation inputs. The Commander system allows multiple configurations for activation of the open collector output or visual indicator during alerts.

The Informer15 is designed for outdoor use and large indoor structures. It is available in a PoE-(802.3 at) power via a local Ethernet model or in a 24Vdc model. All wiring interfaces are accessible via internal connectors and built-in NPT entrances for quick and easy installation.

## APPLICATIONS

- Indoor and Outdoor Locations
- Loud industrial facilities
- Muster or call stations
- Weather alerting
- Industrial hazardous locations
- Food processing locations
- For use with video security systems
- Plant wide alerting System
- Plant wide Live-PA announcements

### HAZARDOUS LOCATION RATING:

T-CODE AT MAXIMUM AMBIENT TEMPERATURE		65°C	
Hazardous Location		Constant on	5 min. Duty Cycle
Class I, Division 2, Groups A, B, C, D		T28	T3A
Class II, Division 2, Groups F, G		T6	T6
Class III		T6	T6



Scan to download the  
Informer15 Application Note



## Informer Tone-Alert Radio (I-HIOW, I-UIOW, I-HIO and I-UIO)

### SPECIFICATIONS

Frequency Range (MHz)	150-170	405-420*
Narrowband:	N	N
Intermodulation Rejection per EIA-603, part 4.1.9	>-75	>-70
Adjacent Channel Selectivity per EIA-603, part 4.1.6	>-70	>-65
Spurious Response & Image Rejection (dBm) per EIA-603, part 4.1.8	>-75	>-70

Reference Sensitivity <sup>1</sup> :	(12dB SINAD)	< 0.35 microvolts
Hum and Noise <sup>1</sup> :	Squelched	> -57 dBc
	Unsquelched	> -37 dBc

### AC Transformer (UL Listed)

Input:	I-HIOW/UIOW 115 to 230VAC, 50/60 Hz	I-HIO/UIO 108 to 128VAC, 60Hz
Operating Environment:	-22° F to 140° F	-30 to +60°C
Operating Current:	I-HIOW/UIOW 350mA Maximum	I-HIO/UIO <400mA Max

### Standard Signaling Formats

Number of codes	Up to 6 activation codes, programmable
Two-Tone Sequential or Single Tone	300 Hz-3000 Hz, tolerance +/- 1.5%
DTMF	1-12 digits
Two-Tone and DTMF Decode Sensitivity	<20 dBc SINAD
CTCSS/CDCSS	

Decode with two-tone codes >400 Hz only.  
Tone frequency range 36.6 to 254.1 Hz,  
Tone accuracy > .05Hz  
Tone decode bandwidth +/- 1.1%

Digital, golay (23,12) 23 bit digital word  
Digital data rate 134.4 Hz nominal

Decode	Turn on time <250ms., Turn off Time <1.2s.
Acoustic Output: <sup>2</sup>	I-HIOW/UIOW 80 dBc
	I-HIO/UIO 85 dBc

### External Control/Audio/Antenna

Dual (N.O./N.C.) relay:	5a @ 30VDC
600 Ohm output:	50mv - 2.5vpp into 600 Ohms
Antenna:	Removable rubber duck
External Antenna Connector:	50 Ohm, BNC female

### Physical Dimensions H x W x D:

I-HIOW/UIOW	8.3" x 7" x 3.3"
	210.8 mm x 177.8 mm x 83.82 mm
I-HIO/UIO	5" x 7" x 2-1/2"
	127 mm x 177.8 mm x 63.5mm (10° incline)
Weight:	I-HIOW/UIOW 3.2 lbs 1.45 kg
	I-HIO/UIO 4 lbs 1.81 kg

<sup>1</sup> Receiver specifications referenced to TIA/EIA 603

<sup>2</sup> Acoustic Output measured at 10' on axis in an anechoic environment.

User configurable soft-tons (approximately 55 dBc).

### HOW TO ORDER

Description	Part Number
VHF high band, 151-174 MHz - wall mount*	I-HIOW
UHF band, 450-470 MHz - wall mount*	I-UIOW
VHF high band, 151-174 MHz - desk mount	I-HIO
UHF band, 450-470 MHz - desk mount	I-UIO

There is a programming fee associated with Informers programmed at the factory. Contact your local representative for a quotation.  
\*Units build prior to mid-2015 do not have battery backup.

### OPTIONAL ACCESSORIES

Description	Part Number
Installed EAS	I-EAS
Field installable EAS kit	I-EAS-KIT
AFSK installed	I-FSK
Field installable AFSK kit	I-FSK-Kit
Programming software	I-SW
12VDC Strobe compatible with I-HIOW and I-UIOW models (can be powered by internal power supply)	LP1-012*
Battery	155191A

\* (A) Amber, (B) Blue, (C) Clear, (G) Green or (R) Red

### Optional Signaling Formats

Federal Signal (MSK) Digital Option	1200, N, 8, 1
Synchronous, 1200 Hz mark tone, 1800Hz space tone	
Digital Decode Sensitivity	<20 dBc SINAD
EAS/SAME Option	User programmable to any EAS event codes and up to three (3) location codes
EAS/SAME Decode Sensitivity	<20 dBc SINAD

A flush mount kit is included for recessed applications as shown.



©Windows is a registered trademark of Microsoft Corporation in the United States and other countries



Models I-HIOW, I-UIOW, I-HIO and I-UIO

## Informer Tone-Alert Radio

Alerting the public of an emergency situation is now easier and more reliable than ever with Federal Signal's Informer I-HIO and I-UIO radio receivers. Informer units are designed for one-way radio alerting applications.

Informer Radio receivers come in either VHF or UHF-band models. Standard units decode DTMF, single-tone, and two-tone sequential signals (optionally available are units for decoding EAS/SAME or Federal Signal digital protocols). The Informer is capable of generating four separate alarm sounds that can be accompanied by a live voice message.

Informer units include a LED panel that flashes to immediately indicate transmission of an emergency alert. Other features include a 600-Ohm audio output, dual (N.C./N.O.) relay for external control, built-in diagnostics, and an LED test indicator. The receiver can be programmed to disable the "monitor" button in order to prevent end-users or unauthorized persons from listening to local-channel activity.

The Informer I-HIO and I-UIO desktop versions feature an external AC transformer for power, as well as built-in battery backup. All wiring is routed to connectors located on the back of the unit for convenient access.

Informer I-HIOW and I-UIOW receivers are designed to be wall mounted or recessed into the wall. All wiring is contained within the aluminum case, and five pre-punched, easy-to-remove conduit holes are available to facilitate wiring connections into and out of the unit. Informer I-HIOW and I-UIOW receivers include a 115/230VAC power supply pre-wired to internal terminal blocks and a built-in battery backup. These models feature mounting holes for easy top mounting of an optional Federal Signal LP1 Strobe light. Units are pre-wired to accommodate the LP1 Strobe which operates off the Informer's internal power supply.

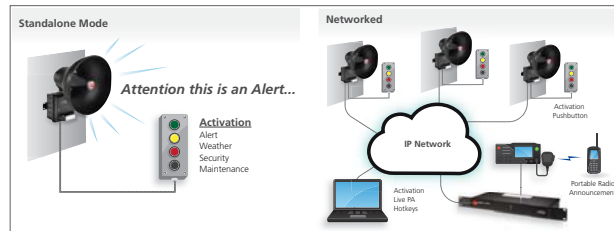
Informer units are factory programmed for narrow-band operation and come with a one-year warranty (see owner's manual).

### FEATURES

- Instant alerting and notification for emergency situations
- Rugged metal enclosure with internal wiring
- High output speaker for tone and voice notifications
- Optional EAS/SAME or Federal Signal digital protocols
- Windows®-based software for easy programming
- DTMF and two-tone decoding – standard
- Desk or wall mounting models
- External audio and control capabilities
- US ETL Listed to UL Std 60065
- Canadian ETL Listed to UL Std 60065 for I-HIOW and I-UIOW



## I-IP15X Series C Hazardous Locations 15W IP-enabled Speaker



### FEATURES

- Outdoor or indoor IP-enabled speaker for audible and visual alerts
- Speaker rated at 112 dB for tones and 107 dB for pink noise at 10 feet
- Seven standard built-in warning signals: Wail, Steady, Alternate Wail, Alternate Steady, Pulsed Wail, Pulsed Steady, Auxiliary Chime
- Broadcasts live voice, text-to-speech, and pre-recorded voice or tone files
- Deliver intelligible voice messages from locally pre-recorded files
- Pre-recorded files: up to 4000 messages with 17 hours of recording time
- Ambient-noise-level monitoring with automatic volume control
- Each device can be remotely configured for volume and noise-level adjustments
- Speaker as microphone for talk-back feature
- Alerts can be sent to single devices, groups or zones, or all devices
- Wall mount
- Web interface for configuration
- Four local alarm initiation inputs, with configurable priority to activate unit locally or standalone operation Momentary mode: contact closure sounds alarm for programmed duration. Continuous mode: sounds alarm for duration of closure
- One open collector output paired with 24 Vdc for controlling an external relay
- Integrated Modbus TCP Industrial PLC interface for control and monitoring
- \*Series C feature - contact FS support for update information on non-Series C
- Integrated SIP phone interface for live PA, remote .wav file and function control using standard SIP phones
- High-intensity LED light that can be activated independently or with messages
- Models available with Amber, Blue, Green, Red, and White LEDs
- Wide variety of flash patterns
- Power over Ethernet using 802.3at PoE+ 25.5 W <sup>†</sup>I-IP15 models
- 24Vdc Power <sup>†</sup>I-IP15-024 models
- Wide operating temperature range
- Federal Signal Commander software provides activation, full two-way control, and status monitoring
- Allows remote software upgrades
- NEMA 4x enclosure
- UL and cUL listed for class I, Division 2; Class II, Division 2; Class III locations
- Complies with FCC Title 47, Part 15

### SPECIFICATIONS

- Input Voltage: Power over Ethernet (PoE+ 802.3at) requires 25.5W
- Input Voltage: 24Vdc Power <sup>†</sup>I-IP15-024 models
- Alarm initiating inputs: Four optically Isolated Inputs
- Audio Storage: Pre-recorded files—up to 4000 messages with up to 17 hours of recording time
- Operating temperature range: -30°C to +65°C/-22°F to +149°F
- 13.9 inches x 10.2 inches x 10.0 inches  
35.3 cm x 25.9 cm x 25.4 cm

\* External devices must be rated for use in hazardous locations.

### HOW TO ORDER

Description	Part Number
Informer15, (PoE+ 802.3at), White LED	I-IP15X-W
Informer15, (PoE+ 802.3at), Red LED	I-IP15X-R
Informer15, (PoE+ 802.3at), Blue LED	I-IP15X-B
Informer15, (PoE+ 802.3at), Amber LED	I-IP15X-A
Informer15, (PoE+ 802.3at), Green LED	I-IP15X-G
Informer15, 24Vdc, White LED	I-IP15-024XW
Informer15, 24Vdc, Red LED	I-IP15-024XR
Informer15, 24Vdc, Blue LED	I-IP15-024XB
Informer15, 24Vdc, Amber LED	I-IP15-024XA
Informer15, 24Vdc, Green LED	I-IP15-024XG

Commander is a registered trademark of Federal Signal Corporation  
Modbus is a registered trademark of Schneider Electric, licensed to the Modbus Organisation, Inc.



Model I-IP-IO & I-PW Series B

## Informer-IP, Two-Way IP-enabled Intercom and Alarm Initiation Point

Federal Signal's long-standing Informer is now IP-enabled. The Informer-IP Series B can be used as a warning device, a two-way intercom and an alarm initiation point that connects to the Commander® On-Premise System. The B model of the Informer-IP removes support of the key fob and adds the ability to store pre-recorded messages on a removable micro SD card.

The Informer-IP's internal speaker microphone provide clear two-way intercom voice communications. Incoming warnings and alerts can be live voice, pre-recorded messages or tone files. Two different predefined alert events can be triggered from the Informer-IP Series B. Alert messages initiated from the Informer-IP Series B can be sent to emergency personnel via e-mail, text messages, phone, handheld radios; and can also be used to activate other Informer units and sirens.

The Informer-IP Series B features an audio output for connecting public address systems, two relay outputs for controlling strobes or other devices, and an RS232 port for driving a scrolling message display in order for the same message that is heard over the speaker to simultaneously be viewed on the display. The Informer-IP provides the same tone and voice alerts available with Federal Signal's UltraVoice™ outdoor siren controllers for seamless indoor and outdoor mass notification.

The Informer-IP I-IP-IO model is designed for desktop use. Power options include an external AC transformer or PoE (Power over Ethernet). All wiring runs to accessible connectors on the back of the unit for quick and easy installation. Also available is the Informer-IPW, which is designed to be wall mounted or recessed into the wall. All wiring is contained within an aluminum case and five pre-punched, easy-to-remove conduit holes are available to facilitate wiring connections into and out of the unit. The case has top mounting holes and is pre-wired for the LP1 strobe option.

Schools, hospitals, police and fire stations, government facilities and industrial plants will find that the Informer-IP provides an unmatched value for their indoor alerting and notification needs.

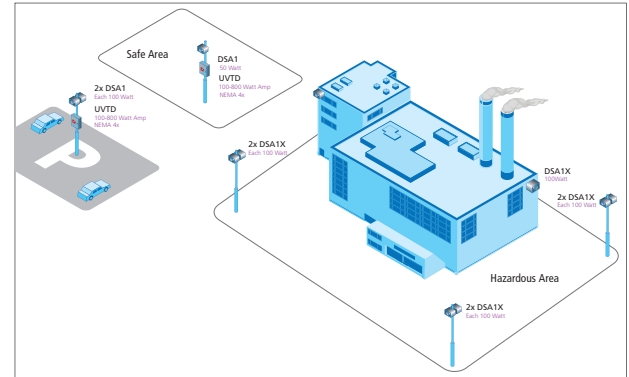
### FEATURES

- Two-way alerting and intercom capabilities
- Power over Ethernet (PoE) or AC powered
- Internal speaker rated at 80 dB @ 10-ft
- Receives live voice, text-to-speech and prerecorded voice or tone files
- Up to 4000 tone/voice messages via removable micro SD card
- Can be used as activation device
- Desk or wall mount models
- Panic button alarm
- US ETL Listed to UL Std 60065
- Canadian ETL Listed to UL Std 60065 for I-PWB only

\*Support for the I-Keyfob has been discontinued.



### DSA1X Non-Amplified Speaker



### SPECIFICATIONS

- Operating Temperature: -40°F to 150°F (-40°C to 66°C)
- Small size with rugged construction:  
7 in x 9 in 10 in (178 mm x 229 mm x 254 mm)
- Maximum Sound Pressure Level @ 100 W  
103 dB (± 2 dB) @ 100'  
120 dB (± 2 dB) @ 10'  
130 dB (± 2 dB) @ 1 m
- Wall or pole mount options
- 25 V and 70 V input taps
- 100 W, 55 W, 32 W, and 18 W output taps
- SPL @ 55 W  
117 dB @ 10'  
127 dB @ 1 M
- SPL @ 32 W  
114 dB @ 10'  
124 dB @ 1 M
- SPL @ 18 W  
111 dB @ 10'  
121 dB @ 1 M
- Net Weight  
15.6 lbs 7.08 kg
- Capacitively coupled speaker

### HOW TO ORDER

Description	Part Number
100 W wall mount speaker	DSA1X
Small (6" or less) Pole Mount Bracket	I-IP100-PM
Large (over 6") Pole Mount Bracket	I-IP100-PMW
Omni Directional Option	I-IP100-OMNI
UltraVoice Controller	UVRI-B, UVIC-B, UVTD

\*See fedsig.com for more models

Model DSA1X

## Hazardous Location 100W Non-Amplified Speaker



Federal Signal's Directional Speaker Array (DSA) product line now includes a 100 W non-amplified speaker for hazardous locations, model DSA1X. The DSA1X provides variable taps for 100, 55, 32 or 18 W for use in a variety of applications. It can be powered from a Ultra-Voice Controller or any 25/70 V amplifier.

The DSA1X includes stainless steel hardware for wall or ceiling mount; optional large or small pole mounting brackets and a unique Omni-directional sound deflector are also available.

Combine multiple DSA1X's with a UV controller to create an integrated mass notification system within a hazardous location environment. The DSA1X can be combined with additional DSA1X speakers for a plant wide notification system. With a maximum output of 100 W, the DSA1X speaker addresses customer needs for a cost effective voice and/or tone speaker. This speaker is an ideal solution for existing notification systems where lack of coverage exists and a small compact design is required.

### FEATURES

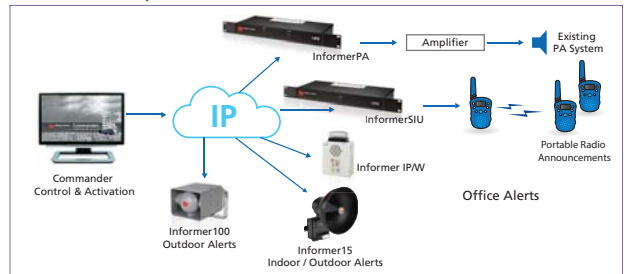
- Indoor/Outdoor 100 W tappable speaker for high-powered voice and tone
- 25 V and 70 V input taps
- Easy to install and service design
- Flexible terminal block for daisy-chaining speaker
- 100 W, 55 W, 32 W, and 18 W output taps
- Ceiling or pole mounts available, wall mount standard
- Optional Omni-directional accessory
- NEMA 4X outdoor rated
- UL and cUL listed for Class I, Division 2; Class II, Division 2; Class III
- 3/4" and 1/2" NPT conduit or gland openings

### HAZARDOUS LOCATION RATING

T-CODE AT MAXIMUM AMBIENT TEMPERATURE, °C

<b>Hazardous Location</b>	<b>66°C</b>
• Class I, Division 2, Groups A, B, C, D	T4A
• Class II, Division 2, Groups F, G	T4A
• Class III	T4A

### Informer-IP, Two-Way IP-enabled Intercom and Alarm Initiation Point



### SPECIFICATIONS

- Tone and voice compatible with Federal Signal UltraVoice controllers
- Up to 4000 tone and/or voice messages via removable micro SD card
- Wired Ethernet, can be powered via PoE
- Input: 115 to 230VAC, 50/60Hz, 350mA maximum (I-IPWB) nominal 120VAC 60Hz (I-IP-IO)
- 80 dB speaker with adjustable volume control
- Speaker provides audio and microphone for two-way communications
- RS232 port for driving an optional Scrolling Message Display
- Two programmable relay outputs for controlling strobe lights or other devices (pre-wired for LP1 Strobe, I-IPWB)
- 600 Ohm audio output ties into existing PA, or external speaker
- Works with redundant Commander networking for reliable fail safe operation
- Complies with FCC Title 47, Part 15 and UL 60065
- I-IPWB complies with CAN/CSA-C22.2 No. 60065
- Commander software provides control and status monitoring of the Informer-IP.



External push button activation



A flush mount kit is included for recessed applications as shown.

### HOW TO ORDER

Description	Part Number
Informer-IP Desk Mount	I-IP-IO
Informer-IP Wall Mount	I-IPW
Informer-IP requires Federal Signal Commander application software	
There is a programming fee associated with Informer-IPs programmed at the factory. Contact your local representative for a quotation.	

### OPTIONAL ACCESSORIES

Description	Part Number
Informer-IP Setup Wizard Software & Cable	I-IP-SW
Yellow Station with Momentary Contact – "EVACUATION"	PSEV-YM
Yellow Station with Momentary Contact and Sounder Cover – "EVACUATION"	PSEVSC-YM
Red Station with Momentary Contact – "EMERGENCY"	PSEM-RM
Red Station with Momentary Contact and Sounder Cover – "EMERGENCY"	PSEMSC-RM
12VDC Strobe (can be powered by internal power supply for I-IPWB)	LP1-012*

\* (A) Amber, (B) Blue, (C) Clear, (G) Green or (R) Red (I-IPW only)

© Windows is a registered trademark of Microsoft Corporation in the United States and other countries.  
Commander is a registered trademark of Federal Signal Corporation.



Model I-IP2 Series B

## Dual Rack Mount Informer-PA for Public Address Interface

Federal Signal's Intelligent Systems now includes an interface to public address systems. Model I-IP2 Series B provides two Informer-PA modules in a single rack unit (1RU) enclosure for interfacing with public address systems. The Informer-PA creates the same alert communications provided over the outdoor systems. Informer-PA, when paired with the Commander® control system, offers the same level of security available with all Federal Signal control systems.

The Model I-IP2 Series B has two independent Informer-PA interfaces with 600 Ohm adjustable audio output. Informer-PA can store up to 4,000 messages / 17 hours of pre-recorded tone/voice alerts. In addition, each Informer-PA provides dual relay output for control of external devices; such as, zones for PA systems, or visual indicators. Additionally, I-IP2 has an RS-232 port to drive message boards for scrolling message displays.

The I-IP2 Informer-PA is a compact 19" 1RU rack mount, wall or desk mount unit. Power is supplied via PoE for each Informer-PA interface. Optional power can be supplied via wall transformer. Power indicators on the faceplate are provided for status monitoring. All wiring is via connectors on the rear of the unit for quick and easy installation.

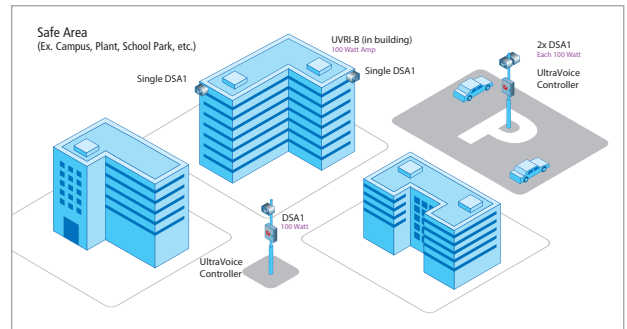
The Informer-PA communicates with the Federal Signal Commander® system for control of warning messages, live PA and pre-recorded messages. The device can be paired with outdoor and indoor units to create a wide area notification system.

This unit is ideal for schools, hospitals, commercial buildings, police and fire stations, government facilities, ports and industrial plants intelligent system applications.

### FEATURES

- Dual Public Address Interface
- Multi-functional communication capabilities featuring live voice, text to speech, and prerecorded voice or tone files
- Integrated with Federal Signal's Indoor/Outdoor Alerting Systems
- Up to 4,000 tone/voice messages via removable micro SD card
- Web or mobile based activation with CommanderOne
- 19" rack mount
- Rack, wall or desk mount
- US and Canadian ETL Listed to UL Std 60065
- CAN/CSA-C22.2 No. 60065

### DSA1 Non-Amplified Speaker



### SPECIFICATIONS

- Operating Temperature: -40°F to 150°F (-40°C to 66°C)
- Small size with rugged construction  
7 in x 9 in 10 in (178 mm x 229 mm x 254 mm)
- Maximum Sound Pressure Level @ 100 W  
103 dB (± 2 dB) @ 100'  
120 dB (± 2 dB) @ 10'  
130 dB (± 2 dB) @ 1 m
- Wall or pole mount options
- 25 V and 70 V input taps
- 100 W, 55 W, 32 W, and 18 W output taps
- SPL @ 55 W  
117 db @ 10'  
127 db @ 1 M
- SPL @ 32 W  
114 db @ 10'  
124 db @ 1 M
- SPL @ 18 W  
111 db @ 10'  
121 db @ 1 M
- Net Weight 15.6 lbs 7.08 kg
- Capacitively coupled speaker

### HOW TO ORDER

Description	Part Number
100 Watt wall mount speaker	DSA1
Small (6" or less) Pole Mount Bracket	I-IP100-PM
Large (over 6") Pole Mount Bracket	I-IP100-PMW
Omni-Directional Option	I-IP100-OMNI
UltraVoice Controller	UVRI-8, UVIC-8, UVTD





Model DSA1

## 100W Non-amplified Speaker



Federal Signal's Directional Speaker Array (DSA) product line now includes a 100 watt non-amplified speaker, model DSA1. The DSA1 provides variable taps for 100, 55, 32 or 18 Watts for use in a variety of applications. It can also be powered from a Ultra-Voice Controller or any 25/70 V amplifier.

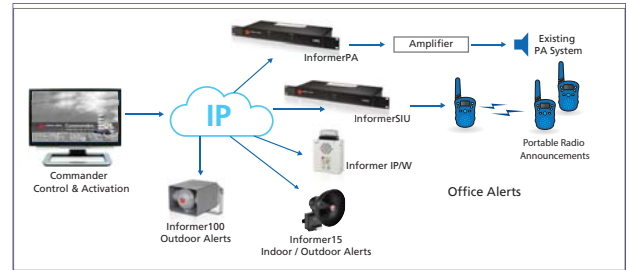
The DSA1 includes stainless steel hardware for wall or ceiling mounting; optional large or small mounting brackets and a unique omni-directional mounting bracket are also available. The DSA1 enclosure has multiple access points to allow installation of strobes, sensors or lights.

The DSA1 can be combined with the DSA 2, 4 or 6 for an integrated mass notification system. With a maximum output of 100 Watts, the DSA1 speaker addresses customer needs for a cost effective voice and/or tone speaker. This speaker is an ideal solution for existing notification systems where lack of coverage exists and doesn't require high power levels.

### FEATURES

- Indoor/Outdoor 100 watt tappable speaker with high-powered voice and tone
- 25 V and 70 V input taps
- Easy to install and service design
- Flexible terminal block for daisy-chaining speaker
- 100 W, 55 W, 32 W, and 18 W output taps
- Ceiling or pole mounts available, wall mount standard
- Optional Omni-directional Accessory
- 3/4" and 1/2" NPT conduit or gland openings
- NEMA 4X outdoor rated
- UL and cUL listed
- UL marine rated

### Dual Rack Mount Informer-PA for Public Address Interface (I-IP2 Series B)



### SPECIFICATIONS

- Tone and voice compatible with Federal Signal UltraVoice controllers
- Small size with rugged construction
- Wired Ethernet, powered via PoE (can also be powered with 120VAC 60Hz wall transformer)
- Up to 4,000 tones/voice messages via removable micro SD card
- LED status indicators for Power
- Input for amplifier fault alarm
- RS232 port for driving an optional Scrolling Message Display
- Two programmable relays for control of external devices
- Two Relay Outputs rated at 5 Amps @ 30VDC.
- 600 Ohm audio output ties into existing PA, or external speaker
- IP addressable, can be activated individually or zoned in groups or all-call
- Requires minimal network bandwidth and uses TCP/IP protocol
- Works with redundant network servers for reliable failsafe operation
- US and Canadian ETL Listed to UL Std 60065
- CAN/CSA-C22.2 No. 60065
- Federal Commander software provides full two-way control and status monitoring of the Informer-PA
- Shipping Weight: 4.0 lbs 1.8 kg

### HOW TO ORDER

Description	Part Number
Dual Rack/Wall/Desk Mount Informer PA	I-IP2
Intelligent Systems Products	
Note: Informer-IIP2 requires Federal Signal's Commander software. Other products for an intelligent system include:	
Informer-IP Desk Mount	I-IP-IO
Informer-IP Wall Mount	I-IPW
Informer100 24VDC 100-watt speaker	I-IP100DC
Informer100 120/240VAC 100-watt speaker	I-IP100AC

### ACCESSORIES

Description	Part Number
Scrolling Message Display	I-SMD2-36
Rack Mount Amplifier (2 channel 120-watt/ch)	X-SPA2120
Ceiling Speaker, 6" round, 24/70V, includes tile bridge and back box	AMR6-2570K
Wall Speaker, 30 watt, swivel mount	AM300

Commander is a registered trademark of Federal Signal Corporation.



Model I-PSIU Series C

## Informer Sensor Interface Unit

The Informer I-PSIU Series C provides multiple input/output interfaces to Federal Signal's alert and notification system. It can also interface to radio systems for voice message broadcast. The I-PSIU Series C is a network device with a 10/100 LAN interface, local digital voice messages, relay outputs and inputs for initiating devices; additionally, it stores local digital messages and programming information managed by Federal Signal Commander® control software. The new Series C models of the Informer SIU adds the ability to store pre-recorded messages on a removable micro-SD card.

An Informer I-PSIU Series C can also interface to radio systems to push digital messages over radio channels. This allows the same digital voice messages sent over giant voice systems to also be played over radio. Series C brings new features to the Informer family, MODBUS TCP/PLC interface and standard SIP phone interface capabilities. MODBUS can be used to control the I-PSIU via this industry standard protocol so you can play messages and functions. SIP phone interface allows the I-PSIU to interface with SIP phone systems for live paging and optional siren control.

Each Informer I-PSIU has four independent relays with normally open and normally closed contacts to control external devices such as access control systems, strobes, lights and sounders. An RS232 port allows interface with digital message displays and the I-PSIU has 16 inputs which can be used to activate a broad range of capabilities.

The Informer I-PSIU is an ideal solution for large industrial complexes, healthcare facilities, schools, university campuses, office buildings, municipal facilities and other intelligent system applications.

### FEATURES

- Ability to add external I/O interfaces to a Federal Signal Intelligent system or alerting and notification system
- 16 contact closure inputs to allow activation of messages or pre-programmed alerts or notifications
- Four output relays to control access controls systems, locks, lights, flashers, speakers, sirens, evacuation systems, etc.
- Radio interface for digital voice messages-to-radio communications (radio sold separately)
- 19" rack mount, wall or desk mount
- Compact size supports ease of deployment
- Small size with rugged construction
- Standard SIP phone interface
- Configurable via web browser interface
- Modbus® TCP/PLC interface
- 17 hours of audio storage, 400 .wav file capacity
- Power over Ethernet (PoE) or AC Powered
- RS232 port for driving an optional Scrolling Message Display
- Units are IP addressable individually, in groups or all at once
- Requires minimal network bandwidth and uses TCP/IP protocol
- Works with redundant Commander networks for reliable fail-safe operation
- Federal Commander software provides full two-way control and status monitoring of the Informer-IP. Commander is Windows 10®, Windows® Server 2012, 2016, and 2019 compatible
- UL and cUL Listed



## UltraVoice® Remote Interface Indoor/Outdoor Controller (UVRI)

### SPECIFICATIONS

Operating Temperature <sup>1</sup> :	-13°F to 140°F / -25°C to 60°C
Humidity:	0-98% non-condensing
Electrical Input Current:	115/230VAC 2.2/1.2 A
Battery Voltage:	10-14VDC, 13.7 volts (nom.)
Battery Current:	< 300 mA during a function < 7A during radio transmit < 260 mA standby current
Standby Time:	Greater than 24 hours with Vertex transceiver
Signaling Formats:	
Number of codes	Up to 50 activation codes maximum
Number of functions allowed stacked under each code	Up to 20
Two-Tone Sequential or Single Tone	282 Hz - 3000 Hz
0.5 sec (A) - .25 sec (B) minimum to 8 sec maximum	
DTMF	3 to 12 digits standard 50 ms/50 ms timing or greater
FSK:	
Baud rate	1200 bps
Modem type	MSK (minimal shift key)
Mark frequency	1200 Hz
Space frequency	1800 Hz
Error checking	16 bit CRC
EAS:	
Modem Tones	AFSK, 520.83 baud 2083.3 Hz and 1562.5 Hz
POCSAG:	Supports Binary frequency shift keyed, 512 Baud numeric messages.
Dimensions H x W x D:	16" x 15" x 8-3/8" (406 mm x 381 mm x 213mm)
Net Weight (including battery):	29.6 lbs 13.43 kg

<sup>1</sup> The UVRI can operate throughout this temperature range provided the battery temperature is maintained at -18°C or higher.

<sup>2</sup> The UVRI housing carries a NEMA 4X / UL50 rating.

### HOW TO ORDER

Contact our Federal Signal Sales Engineers to design a system that meets your specific requirements.

Description	Part Number
Remote Interface unit, No Radio	UVRI
Remote Interface unit, VHF Band Transceiver (136-174 MHz)	UVRIH
Remote Interface unit, UHF Band Transceiver (403-470 MHz)	UVRIU
Remote Interface unit, Landline Control	UVRI-LL
Remote Interface unit, Ethernet Control	UVRI-IP

### OPTIONAL ACCESSORIES

Description	Part Number
Commander® Software System, *10, 25, 255, or 512 Site License	SFCD*
Wall mounted speaker strobe	ENWSSPA
Wall mounted strobe	ENWSTPA
Ceiling mounted strobe	ENCSTA



UltraVoice is a registered trademark of Federal Signal Corporation.



## Model UVRI

# UltraVoice® Remote Interface Indoor/Outdoor Controller

The Federal Signal UltraVoice® Remote Interface (UVRI) unit is a remote terminal unit (RTU), specifically designed to provide remote control and status monitoring of an individual buildings fire alarm panel, mass notification panel, or public address system. The UVRI establishes a communication link between an isolated building unit and its mass notification system into our Federal Commander Digital Control System, creating a fully integrated indoor and outdoor Mass Notification System.

The UVRI's primary application is to provide a communication bridge to allow a public safety official or anti-terrorism officer the ability to expand their alerting and notification capabilities into a municipal wide, campus wide, or base wide notification system solution. In addition, the UVRI also provides the added flexible capability to interface self amplified speakers and create additional notification directly from the UVRI unit itself.

The UVRI design is based on the field proven UltraVoice product line, which includes our UltraVoice Controller and UVIC products. As with all of our UltraVoice products, the UVRI includes as a standard feature an eight minute digital Voice chip. The UVRI also offers the unique capability for a remote operator to record and broadcast urgent message notifications. When local control and activations are required the UVRI provides an easy to use local user interface with local push button control for seven control functions and a local microphone input for live voice announcements.

The UVRI is housed in a non-metallic indoor/outdoor NEMA 4X/UL50 rated enclosure.

The UVRI is a two-way digital communication unit, which in its standard configuration includes a Motorola Vertex transceiver for wireless communication back to the Federal Commander Digital System. However, the UVRI also supports a variety of other communication mediums including: Landline, Ethernet, and Satellite. The UVRI utilizes secure digital data transfer methods via 128 bit encryption to ensure no malicious or accidental operation of the system. Our two-way status monitoring provides information on the following conditions:

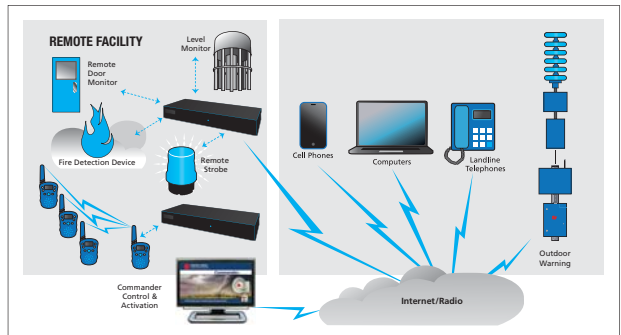
AC power, battery voltage, enclosure intrusion, charger, local activation, and remote system operation.

## FEATURES

- Integrates to existing fire alarm panel or public address system.
- Reliable mass notification
- Radio, Landline, Ethernet Control
- Two-way communication and status monitoring
- 128 bit Encryption
- Seven standard warning signals



## Informer Sensor Interface Unit (I-PSIU)



## SPECIFICATIONS

Output:	4 N.O./N.C. relays with Maximum Voltage 250VAC/30VDC maximum current 10A
Input:	16 – surge protected, optically-isolated inputs
Physical Dimensions:	1.7" (H) x 14.0" (W) x 6.4" (D) 43.5mm x 355.6mm x 163.6mm
Weight:	2.5 lbs / 1.1 kg
Shipping Weight:	4 lbs / 1.8 kg
Operating Temperature:	-22°F to +140°F / -30°C to +60°C
Humidity:	0 – 95%, non-condensing

## HOW TO ORDER

Description	Part Number
I-PSIU Sensor Interface Unit (Includes 19" rack mount and wall mounting)	I-PSIU

## OPTIONAL ACCESSORIES

Description	Part Number
Informer-IP Setup Wizard Software & Cable	I-IP-SW
Yellow Station with Momentary Contact – "EVACUATION"	PSEV-YM
Yellow Station with Momentary Contact and Sounder Cover – "EVACUATION"	PSEVSC-YM
Red Station with Momentary Contact – "EMERGENCY"	PSEM-RM
Red Station with Momentary Contact and Sounder Cover – "EMERGENCY"	PSEMSC-RM

Description	Part Number
Kenwood NX Cable goes direct to I-PSIU without the need for Universal Adapter Cable (17501574A)	17501602B
I-PSIU Universal Adapter Cable	17501574A
<b>Available radio interface cable options (one per radio required)</b>	
Motorola XTN/CP200/BPR40	864700073A
Motorola HT 1000, XTS 5000	864700074A
Kenwood (TK2170, TK2302V, NX-240U, NX-340U)	864700075A
BENDIX KING	864700076A
Motorola HT 1250 & Compatible	864700077A
Icom F11S	864700078A
Motorola CDM 750/1550/CM200/CM300 LS/PM400	864700080A
Motorola Turbo XPR6550, APX7000 & Compatible	864700081A
Motorola XPR 4550, ALL XPR Mobile	864700082A
Motorola MCS 2000 DB25 Rear Connector	864700083A
MACOM M7100	864700084A
MACOM M7300	864700085A
Kenwood TK-480, TK-5320	864700086A
MACOM P7100 SERIES, MC-1527 PRYME	864700087A
Kenwood TK5810	864700103A
Kenwood TK790	864700104A
Motorola Astro XTL 1500, 2500, 5000, APX7500	864700105A
Hirose Plate Assy. w/male female extension	864700136A

Commander is a registered trademark of Federal Signal Corporation.  
Modbus is a registered trademark of Schneider Electric, licensed to the Modbus Organization, Inc.



## Model I-IP100AC and I-IP100DC Series C

# Informer100 Speaker

Federal Signal's Informer product line now includes an IP-enabled high-powered outdoor speaker. The Informer100 Speaker can be used as a notification device using tones and/or voice. Pair this model with a Federal Signal Commander® system for additional capabilities; for instance, it can be equipped with up to four local alarm initiation devices to activate the unit locally and to activate the Commander controller for mass notification communications.

The Informer100 Speaker has an internal 100 watt amplifier and driver to deliver intelligible voice messages from pre-recorded files or from the Federal Signal Commander VOIP network system. Ambient Level Monitor enables speaker to automatically adjust speaker volume in relationship to ambient noise level. It also has remote volume control for optimizing sound levels across your alerting area.

Notifications and alerts can be live voice, text-to-speech, pre-recorded messages and/or tone files. When used with optional Commander notification software, alert messages initiated from the Informer100 Speaker can be sent to emergency personnel via email, SMS, hand-held radios; and can also be used to activate other Informer units and sirens.

Informer100 Speaker includes two relay outputs for controlling strobes or other devices. It's designed for outdoor use or large indoor structures; and available in 24VDC or 120/240VAC. All wiring interfaces accessible via internal connectors for quick and easy installation.

The Informer100 Speaker is an ideal solution for existing notification systems where lack of coverage exists and the unit can be used as a call station where emergency alert buttons are required.

## FEATURES

- Indoor/Outdoor IP enabled speaker with high powered voice and tone
- Available in 24VDC or 120/240VAC
- Ambient SPL monitor with automatic volume control
- Remote volume control
- Broadcasts live voice, text-to-speech and prerecorded voice or tone files
- Integral 100 watt amplifier and Ethernet interface simplifies installation
- Optional scrolling message display
- Remote firmware updates over Ethernet
- 17 hours of audio storage with up to 4000 .WAV files\*\*
- 163 standard messages included
- Fully supervised using Commander software
- Wall or pole mount available

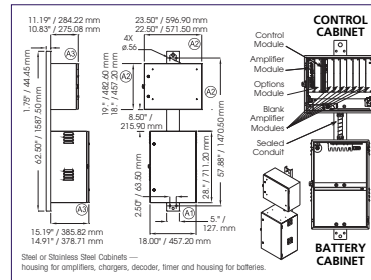
- Four initiation inputs, i.e. Panic button alarm or non-networked stand alone mode
- Two configurable AC/DC relay outputs
- Optional visual LED or strobe alerting devices available\*
- Web interface for configuration
- Modbus® TCP Enabled interface for control and monitoring\*\*
- SIP integrated phone interface for live PA, remote .WAV file and function control using standard SIP phones\*\*
- NEMA 4X outdoor rated
- UL and cUL Listed
- UL Marine Rated

\* Must use visual device rated 2A or less

\*\* Series C feature



## Ultravoice® Electronic Siren Controller (UV)



## SPECIFICATIONS

Operating Temperature**:	-40°F to 149°F / -40°C to 65°C
Input Voltage:	120/240VAC ±10%, 50/60Hz single-phase (two separate models)
Input Current:	7 A Max.
Battery Input Voltage:	24 Volts (nom.)
Operating Voltage:	24VDC
Standby Time:	> 7 days
Continuous Signaling Time:	30 min.
Control Module:	
Signal Duration (auto reset):	3 min. max
Microphone Input Impedance:	10k Ohms
Audio Distortion:	1% THD max.
Maximum Load:	600 Ohms
Contact Closure:	(min) 500ms <2k Ohms
Amplifier Module:	
Frequency Response:	(300 to 3 kHz) ±3dB (ref. 1kHz)
Output Voltage (Tone and PA):	(to speaker drivers) 70 Vrms (nom.)
Input Impedance:	(per amplifier) 100k Ohms
Enclosures:	
Control Cabinet:	Type 4X
Battery Cabinet:	Type 3R
Net Weight:	170 lb (77.13 kg) (minus amplifiers)
UV400 Amplifiers Weight:	4.12 lb (1.9 kg)

\*\* HTR2 or HTR4 battery heater option required for -40°C rating.

## Standard Tones

Tone	A/B Tone	Frequency Range	Sweep Rate (seconds)
Wail		400/480-850/1020	13.0
Pulsed Wail		400/480-850/1020	1.5/13.0
Alternate Wail		400/480-850/1020	1.5/13.0
Steady		850/1020	N/A
Pulsed Steady		850/1020	1.5
Alternate Steady		850/1020	1.5

## HOW TO ORDER

Contact our Federal Signal Sales Engineers to design a system that meets your specific requirements.

Description	Part Number
Siren control, two-way digital, no radio	UVTD
Siren control, two-way digital, VHF (136-174), UHF (403-470)	UVTDH, UVTDU
IP-enabled, two-way electronic controller (broadband radio and SmartMsg software sold separately)	UVTD-IP
Siren control, two-way, landline	UVTD-LL

- Standard receiver is Kenwood
- Standard models are 120VAC, add "240" to model for 240VAC versions
- Contact factory for low-band two-way models
- Batteries and antenna not included
- Stainless steel (S) control cabinets are also available

## OPTIONAL ACCESSORIES

Description	Part Number
Digital voice mini SD card, 250 messages, 17 hours	DVSD
Windows® programming software (Two-tone & DTMF)	FSPWARE
Commander® Software System, *10, 25, 255, or 512 Site License	SFCD*
400 watt amplifier, required with UV controllers	UV400
Telco Base, Landline	TB-LL
Two-way DTMF programming	ES-PROG-DTMF
210-264 VAC Transformer/Rectifier	UVTR
Battery Requirements: Customer must provide necessary batteries. Call for assistance with specific system requirements.	

Ultravoice is a registered trademark of Federal Signal Corporation  
Windows and Kenwood are a registered trademark of Microsoft Corporation in the United States and other countries



Model UV

## UltraVoice® Electronic Siren Controller

The Federal Signal UltraVoice® controller combines micro-processor based system control with highly efficient amplifiers to deliver optimized tones and voice capability for electronic sirens. The UltraVoice controller can generate and amplify single or dual frequency warning tones and comes with seven pre-set warning signals. In addition, the controller has been designed specifically to reproduce high quality live or pre-recorded-voice capability.

The controller includes a NEMA 4X cabinet housing the control module, up to eight 400 watt amplifiers, and a NEMA 3R battery cabinet. The unit may be equipped with a plug-in programmable receiver module, utilizing DTMF or two-tone sequential activation protocols. A digital voice option can be added by plugging in a single mini SD card which can store over 4000 voice/tone messages.

### Two-way Status System

The UltraVoice Controller can also be a two-way communication system. A transceiver allows the unit to report status back to a central control point utilizing DTMF or the Commander Software System protocol. Two transceiver ports are available for radio repeating or when using multiple frequencies.

The two-way option provides information on the following conditions:

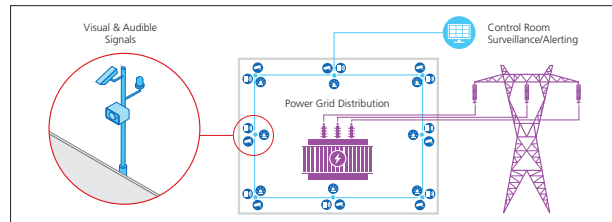
- AC power
- Battery voltage
- Charger operation
- Activation current
- Amplifier voltage and current
- Quiet test (Speakers & Amps)
- Signal A
- Signal B
- Mode of operation
- Intrusion
- Local activation
- SD card status

### FEATURES

- 7 built-in warning signals
- Capable of storing over 4000 voice/tone messages, 17 hours of available audio
- Decodes single-tone, two-tone, DTMF and AFSK digital
- Quiet test standard
- Up to 8 controller zones
- Stackable siren functions
- Distinct dual tone capacity
- Highly efficient pulse width modulated amplifiers
- Windows®-based programming software (optional)



## Informer100 Speaker (I-IP100AC and I-IP100DC Series C)



### SPECIFICATIONS

- Operating Temperature: -40°F to 50°F @ 20% duty cycle/ (-40°C to 40°C)
- One mechanical relay output rated 2 A at 30 Vdc or 250 Vac, 25 A max in rush, N.O. dry contact. One DC solid-state relay output rated 5 Aat up to 28 Vdc, current limited
- One AC solid-state relay output rated 1 A at 20 to 264 Vac, zero crossing switched
- Tone and voice compatible with Federal Signal Commander and UltraVoice controllers (Requires Commander version 14.8.x or higher)
- Small size with rugged construction 7 in x 9 in 10 in (178 mm x 229 mm x 254 mm)
- Input: 24VDC, 5.15A maximum 120/240VAC, 50/60Hz, 1.5A/ 78A maximum
- Maximum Sound Pressure Level 120 dB (± 2 dB) @ 10' (130 dB (± 2 dB) @ 1 m)
- Wired Ethernet
- Adjustable volume control and ambient noise monitoring with auto-level adjustment
- Wall or pole mount options
- Up to four direct wire input for customer supplied panic button alarm
- Requires minimal network bandwidth and uses TCP/IP protocol
- Works with redundant Commander network servers for reliable fail-safe operation
- Federal Signal Commander software provides full two-way control and status monitoring of the Informer100
- I-IP100DC Net Weight: 16.2 lbs 7.35 kg
- I-IP100AC Net Weight: 19.2 lbs 8.71 kg

### HOW TO ORDER

Description	Part Number
24VDC 100 watt wall mount	I-IP100DC
120/240VAC 100 watt wall mount	I-IP100AC
Small (6" or less) Pole Mount Bracket	I-IP100-PM
Large (over 6") Pole Mount Bracket	I-IP100-PMW
Omni Directional Option for IP Speaker	IP100-OMNI
Informer100 Speaker requires Federal Signal Commander application software (sold separately).	
Informer100 Speaker can be field configured or factory pre-configured to customer requirements. Contact your local representative for a quotation.	

### OPTIONAL ACCESSORIES

Description	Part Number
Indoor Yellow Station – Push & Turn Reset Button "EVACUATION"	PSEV-Y
Indoor Yellow Station – Push & Turn Reset Button "EVACUATION"; with Sounder Cover	PSEVSC-Y
Indoor Red Station – Push & Turn Reset button "EMERGENCY"	PSEM-R
Indoor Red Station – Push & Turn Reset button "EMERGENCY"; with Sounder Cover	PSEMSC-R
4-button push station (Indoor)	PBS-4
Hazardous Location LED Light 24VDC	225XL-024X <sup>1,2</sup>
Hazardous Location LED Light 120-240VAC	225XL-120-240X <sup>1,2</sup>

### SERVICE PARTS

Description	Part Number
IP Controller Service Part	Q-20000314
AC Speaker Service Part	Q-IP100AC
DC Speaker Service Part	Q-IP100DC

<sup>1</sup> "X" Indicates color: (A) Amber, (B) Blue, (C) Clear, (G) Green, and (R) Red  
<sup>2</sup> The light is powered from the same source as the speaker

See <https://www.fedsig.com/signaling-devices-for-other-lighting-options>

Commander is a registered trademark of Federal Signal Corporation  
Modbus is a registered trademark of Schneider Electric, licensed to the Modbus Organization, Inc.  
Patent Pending



► Model I-HP100ACX and I-HP100DCX Series C

## Hazardous Location Informer100 Speaker

Federal Signal's Informer product line now includes an IP-enabled high-powered outdoor speaker. The Informer100 Speaker can be used as a notification device using tones and/or voice. Pair this model with a Federal Signal Commander® system for additional capabilities; for instance, it can be equipped with up to four local alarm initiation devices to activate the unit locally and to activate the Commander controller for mass notification communications.

The Informer100 Speaker has an internal 100 watt amplifier and driver to deliver intelligible voice messages from pre-recorded files or from the Federal Signal Commander VOIP network system. Ambient Level Monitor enables speaker to automatically adjust speaker volume in relationship to ambient noise level. It also has remote volume control for optimizing sound levels across your alerting area.

Notifications and alerts can be live voice, pre-recorded messages and/or tone files. When used with optional Commander notification software, alert messages initiated from the Informer100 Speaker can be sent to emergency personnel via email, SMS, hand-held radios; and can also be used to activate other Informer units and sirens.

Informer100 Speaker includes two relay outputs for controlling strobes or other devices. It's designed for outdoor use or large indoor structures; and available in 24VDC or 120/240VAC. All wiring interfaces accessible via internal connectors for quick and easy installation.

The Informer100 Speaker is an ideal solution for existing notification systems where lack of coverage exists and the unit can be used as a call station where emergency alert buttons are required. The AX models include an updated NIC to improve connection time, device password management and network set-up.

### FEATURES

- Indoor/Outdoor IP enabled speaker with high powered voice and tone
- Available in 24VDC or 120/240VAC
- Ambient SPL monitor with automatic volume control
- Remote volume control
- Broadcasts live voice, text-to-speech and prerecorded voice or tone files
- Integral 100 watt amplifier and Ethernet interface simplifies installation
- Optional scrolling message display
- Remote firmware updates over Ethernet
- 163 standard messages included
- 17 hours of audio storage with up to 4000 .WAV files\*\*
- Fully supervised using Commander software
- Wall or pole mount available
- Four initiation inputs, i.e. Panic button alarm or non-networked stand alone mode
- Two configurable AC/DC relay outputs
- Optional visual LED or strobe alerting devices available\*
- Web interface for configuration
- Modbus® TCP Enabled interface for control and monitoring\*\*
- SIP integrated phone interface for live PA, remote .WAV file and function control using standard SIP phones\*\*
- NEMA 4X outdoor rated
- UL and cUL Listed
- UL Marine Rated

\* Must use visual device rated 2A or less  
\*\* Series C feature

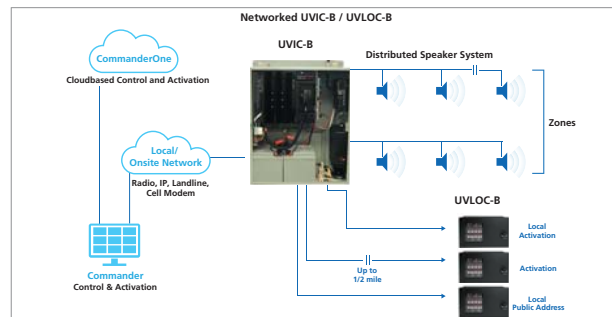
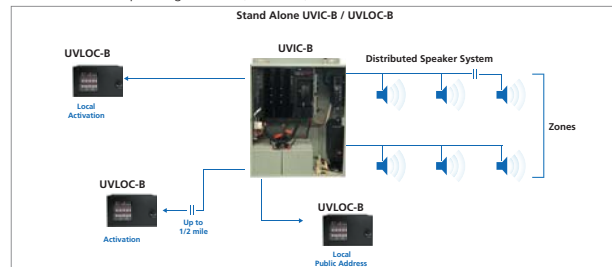
### HAZARDOUS LOCATION RATING: I-HP100ACX and I-HP100DCX

T-CODE AT MAXIMUM AMBIENT TEMPERATURE, °C

<b>Hazardous Location</b>	<b>40°C</b>
Class I, Division 2, Groups A, B, C, D	T5
Class II, Division 2, Groups F, G	T6
Class III	T6



### UltraVoice® Local Operating Console (UVLOC-B)



### SPECIFICATIONS

Operating Temperature: Indoor use, non condensing humidity  
-22°F to 149°F / -30°C to 65°C  
Power supplied by UVIC-B cabinet  
Number of activation buttons: 10  
Maximum number of UVLOC-B: 4  
Maximum number of UVLOC-B with expansion: 12  
Dimensions H x W x D: 11.27" x 7.0" x 4.97"  
286.1 mm x 180.2 mm x 126.2 mm  
Installation Specifications:  
Cabling between UVIC-B and UVLOC-B  
Up to ½ mile twisted pair  
Weight 6.0 lbs 2.72 kg

### HOW TO ORDER

Contact our Federal Signal Sales Engineers to design a system that meets your specific requirements.

Description	Part Number
UltraVoice Local Operating Console	UVLOC-B
UltraVoice Indoor Controller*	UVIC-B
UltraVoice 8 port Expansion*	UVLOC-IM-B

\*See UVIC-B for further information  
\*Cable not included

UltraVoice is a registered trademark of Federal Signal Corporation.



#### Model UVLOC-B

## UltraVoice® UVLOC-B Local Operating Console



The new Federal Signal UltraVoice® Local Operating Console (UVLOC-B) is an easy to use remote user interface for indoor and outdoor alert and notification systems. The UVLOC-B provides a system operator, building inhabitant or facility personnel, an activation point and indicator of system faults. The UVLOC-B offers the capability to: activate up to ten tone or pre-recorded digital voice messages and conduct live public address (PA) announcements. The Local Operating Console is ideal for providing multiple activation points in an Indoor Mass Notification System. The UVLOC-B is specifically designed to work with the UVIC-B Indoor controller. Each UVIC-B provides support for up to four UVLOC-B consoles. An optional UVLOC-IM-B interface board provides interface for an additional eight UVLOC-B consoles.

The UVLOC-B is rated for Indoor use and designed for surface / wall mounting. A UVIC-B controller supports up to four UVLOC-B consoles with the UVIC-B supplying power and supervision to each unit. The ability to provide up to four (or up to 12 with optional UVLOC-IM-B) remote activation points offers flexibility in large facilities. The UVIC-B controller provides power and battery back-up operation in the case of AC power loss. All UVLOC-B consoles are supervised and can be optioned to indicate (sounder) if the main controller has a fault.

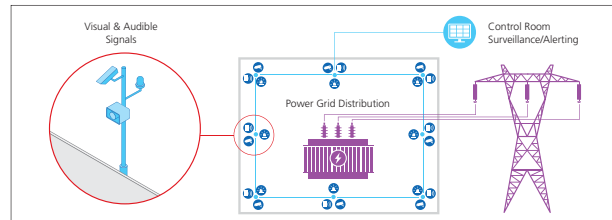
The UVLOC-B provides visual indicators for power, arm and fault status. A UVLOC-B includes a handheld microphone with push-to-talk Live PA functionality. The touch panel has ARM and Cancel functions and ten pushbuttons for activation of pre-determined messages. The UVLOC-B has a locking front door for protection against malicious activity. The UVLOC-B interfaces to the UVIC-B with a single twisted pair cable with range up to 1/2 mile.

Designed to enhance "all hazard" warning capabilities, the UVLOC-B provides increased system flexibility, redundancy, and reliability, making it a necessary component to any alert and notification system. A UVIC-B can also be used in a standalone mode with remote UVLOC-B's for a integrated plant-wide public address system. The UVIC-B provides up to 800W of capacity for distributed speaker operation and / or to interface outdoor speaker systems such as DSA sirens.

#### FEATURES

- Powered by UVIC-B Controller with battery back-up
- 10 push button console for remote activations
- Lockable front door with window
- Small and compact wall mount enclosure
- LED status indicators for Power, ARM, Fault
- Supervised two-wire interface

#### Hazardous Location Informer100 Speaker (I-IP100ACX, I-IP100DCX Series C)



#### SPECIFICATIONS

- Operating Temperature: -40°F to 104°F / (-40°C to 40°C)
- Two Relay Outputs rated at 8A @ 240VAC. Relay outputs can be programmed to cycle on and off, or come on continuously with the on time, off time, and total-time being programmable. They can also be programmed to control strobe lights or other devices
- Tone and voice compatible with Federal Signal Commander and UltraVoice controllers (Requires Commander version 14.8.x or higher)
- Small size with rugged construction  
7 in x 9 in 10 in (178 mm x 229 mm x 254 mm)
- Input: 24VDC, 5.15A maximum 120/240VAC, 50/60Hz, 1.5A/.78A maximum
- Maximum Sound Pressure Level 120 dB (± 2 dB) @ 10' (130 dB (± 2 dB) @ 1 m)
- Wired Ethernet
- Adjustable volume control and ambient noise monitoring with auto-level adjustment
- Wall or pole mount options
- Up to four direct wire input for customer supplied panic button alarm
- Requires minimal network bandwidth and uses TCP/IP protocol
- Works with redundant Commander network servers for reliable fail-safe operation
- Federal Signal Commander software provides full two-way control and status monitoring of the Informer100
- I-IP100DCX Net Weight: 16.2 lbs 7.35 kg
- I-IP100ACX Net Weight: 19.2 lbs 8.71 kg

#### HOW TO ORDER

Description	Part Number
24VDC 100 watt wall mount	<b>I-IP100DCX</b>
120/240VAC 100 watt wall mount	<b>I-IP100ACX</b>
Small (6" or less) Pole Mount Bracket	<b>I-IP100-PM</b>
Large (over 6") Pole Mount Bracket	<b>I-IP100-PMW</b>
Omni Directional Option for IP Speaker	<b>I-IP100-OMNI</b>
Informer100 Speaker requires Federal Signal Commander application software (sold separately)	
Informer100 Speaker can be field configured or factory pre-configured to customer requirements. Contact your local representative for a quotation.	

#### OPTIONAL ACCESSORIES

Description	Part Number
Hazardous Location LED light 24 VDC	<b>225XL-024X<sup>1,2</sup></b>
Hazardous Location LED light 24 VDC 120-240 VAC	<b>225XL-120-240X<sup>1,2</sup></b>

- <sup>1</sup> "X" Indicates color: (A) Amber, (B) Blue, (C) Clear, (G) Green, and (R) Red  
<sup>2</sup> The light is powered from the same source as the speaker

#### SERVICE PARTS

Description	Part Number
IP Controller Service Part	<b>Q-20000314</b>
AC Speaker Service Part	<b>Q-IP100AC</b>
DC Speaker Service Part	<b>Q-IP100DC</b>

Commander is a registered trademark of Federal Signal Corporation.  
Modbus® is a registered trademark of Schneider Electric, licensed to the Modbus Organization, Inc.



Model RF100H and RF100U

## UltraVoice® Compact Siren/Speaker

Federal Signal is introducing a new innovative compact siren/speaker system. The RF100 is an addition to our current family of outdoor and indoor warning products. These warning products can work together as an integrated system or standalone for special applications. As an integrated system, the RF100 includes an UltraVoice® control board which performs the same functions as our full line of UltraVoice products. The RF100 can deliver the same high quality voice announcements as our Modulator and DSA speaker systems. As a standalone device, the RF100 can be activated from an RF control point using 2-tone, DTMF, or Federal Signal's line of digital encoders. The RF100 includes inputs for local activation and remote activation of other warning system devices. The RF100 uses our NEMA4x siren/speaker enclosure which contains a 2-way radio for control and supervision. In addition, a high powered amplifier, power supply and UltraVoice control board are contained within the enclosure.

The RF100 is powered from 120/240 Vac or 24 Vdc. The siren/speaker can be ordered with either a VHF or UHF radio. An external antenna connection provides RF communication to our complete line of system control products including the SS2000+ web enabled controller, our Commander PC controller (Commander), and our cloud based controller (CommanderOne®) with severe weather auto-activation capabilities. The RF100 has built-in high powered siren tones and can store digital voice or tone messages and can provide live PA. The RF100 provides outputs to drive external devices such as strobes or LED signaling devices. When powered by 24 Vdc the AC outputs are non-functional. The RF100 can be combined with DS100 amplified speakers to provide increased sound levels in one or multiple directions. The RF100 is a flexible and unique product. Contact Federal Signal sales to discuss your application.

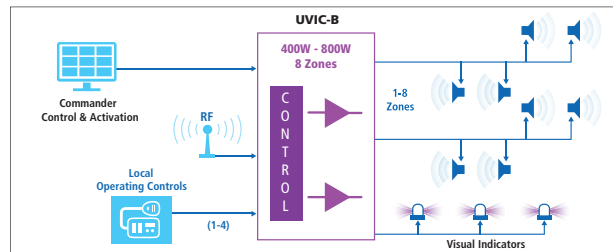
### APPLICATIONS

- Campus and schools for general notifications, active shooter and severe weather announcements
- Industrial facilities for chemical release, security and evacuation purposes
- Municipal locations where small systems may be preferred
- Park and recreation areas for severe weather announcements
- Fairgrounds for general and security announcements
- Tsunami Evacuation zones where smaller systems are required
- Construction sites for general announcements
- Notifications for locations requiring temporary announcements
- Economically extend warning coverage area to remote locations

### FEATURES

- Compact self-contained siren/speaker
- Small size with rugged NEMA4x construction
- Secure communications using Commander 128/256 bit encryption
- Integrated UHF or VHF 2-way radio – requires external antenna
- Locally or remotely activated
- Supervised using Commander 2-way
- Outputs to drive external devices i.e. strobes
- Configurable volume control
- Programming over the air
- Inputs for standalone and remote pushbuttons
- Flexible mounting arrangements including:
  - Wall/ceiling mount standard
  - Small or large pole mount options
  - Omni-directional mount option
- Combine with DS100 for multi-direction system
- Powered from 120/240 Vac or 24 Vdc
- UL and cUL Listed

UltraVoice® Indoor Controller (UVIC-B)



### SPECIFICATIONS

Operating Temperature:	-22°F to 120°F / -30°C to 49°C
Input Voltage:	120 or 240VAC, 50/60 Hz Single-phase 5A AC, 45A DC Max
Input Current:	24 VDC
Internal Operating Voltage:	30 minutes
Continuous Signaling Time:	8A at 24 Vdc or 250 Vac
Relay Contact Rating:	27" x 20.3" x 10.7" (685.5 mm x 515.62 mm x 271.78 mm)
Dimensions H x W x D:	64.55 lbs 29.28 kg
Net Weight: (no amplifiers)	200 lbs 90.7 kg
Shipping Weight:	

### HOW TO ORDER

Contact our Federal Signal Sales Engineers to design a system that meets your specific requirements.

Description	Part Number
Indoor Controller, 120 VAC	UVIC-B1
Indoor Controller, 240 VAC	UVIC-B2
Indoor Controller, 120 VAC, UHF	UVIC-B1U
Indoor Controller, 120 VAC, VHF	UVIC-B1H
Indoor Controller, 120 VAC, IP-enabled*	UVIC-B1IP
Indoor Controller, 240 VAC, UHF	UVIC-B2U
Indoor Controller, 240 VAC, VHF	UVIC-B2H
Indoor Controller, 240 VAC, IP-enabled*	UVIC-B2IP

\*Requires IP Networking Software

### OPTIONAL ACCESSORIES

Description	Part Number
Amplifier, 400 watt	UV400
Audio distribution module for zone and voltage selection (25/70 V)	UVADM
Local operating console	UVLOC-B
8-port LOC Expansion	UVLOC-B-EXP
Telco Base, Landline	TB-LL
Digital voice mini SD card	DVSD
Digital Voice Recording Fee	DVR
Noise canceling push to talk microphone	MNC-MC
Wall mounted speaker strobe	ENWSSPA
Ceiling mounted strobe	ENWSTPA
100W Tappable Speaker	ENCSTA
	DSA1



UltraVoice is a registered trademark of Federal Signal Corporation.





## Model UVIC-B

# UltraVoice® Indoor Controller



The Federal Signal UltraVoice® Integrated Controller, Model UVIC-B, is a Mass Notification panel designed to deliver clean, clear, amplified audio to a network of speakers (sold separately). The UltraVoice Integrated Controller can be used in a standalone application or networked with an outdoor Mass Notification system. The controller provides high quality broadcast of live or pre-recorded voice and tones. The UVIC-B continuously monitors speaker circuits with automatic notification of system failures.

The UVIC-B is housed in an indoor NEMA1 style cabinet, with provisions for up to two 400 watt amplifiers (UV400 sold separately). Each controller requires 120 or 240 VAC and contains two sealed lead-acid batteries, providing over 30 minutes of operation in the event power has been lost. The UVIC-B can be activated via radio (UHF/VHF/P25, cellular or IP (fiber/networked) from a remote location and can also interface a UVLOC-B for remote activation. This indoor controller has up to 8 preset activation functions, and Live PA broadcasts with the addition of a Local microphone (sold separately).

The UVLOC-B is a self-contained, lockable enclosure with supervised communications to the UVIC-B. Live Public Address is also available. Activation of pre-recorded messages can be done locally, via the UVLOC-B, via Commander or via an SS2000+. An SS2000+ is a system wide activation point which is typically equipped with a base station radio (approved radio license required at time of order).

The UltraVoice Integrated controller can be activated, managed, set-up and monitored using the Federal Signal Commander® Software which allows simple "point and click" activation and indication of alarms or fault conditions. When used with Commander Assist, the Commander Control Software provides an unique and easy-to-use creation of site specific, alert specific alerting messages.

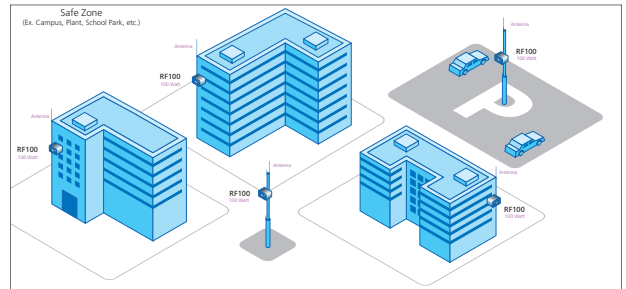
A UVIC-B can be used to power a complete line of indoor or outdoor speakers. Federal Signal's outdoor speakers include the DSA series, MOD1004B or MOD2008B. This controller can also be used with the AM300 and EN series or any 25/70V speakers when equipped with the optional UVADM. For end-of-line speaker monitoring the speakers require use of capacitively coupled devices.

The UVIC-B also incorporates 4 stand-alone relays for activation of external devices, the UV-ARM is not supported with this new system.

## FEATURES

- Flexible communications via radio, Ethernet (IP), cellular with two-way status monitoring
- Live Public Address
- Standard and optional tones
- Optional voice message alerts
- Supervised 25/70Vrms Audio speaker output (UVADM)
- Secure communications with 128/256 AES-Bit Encryption
- Programmable relays for control of external equipment
- Local microphone access
- NEMA1 Indoor cabinet
- End-of-line speaker or voltage/current monitoring
- Supervised Local Operating Console for remote activations
- Built in relays for control of external devices
- Battery backup – 72 hour (400 Watt)
- UL and cUL
- CSFM approved

## Compact Siren/Speaker (RF100)

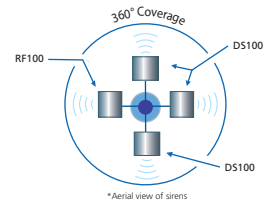
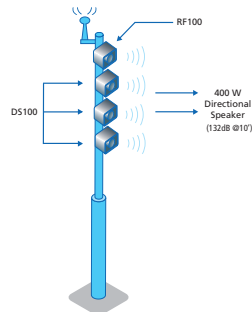


## SPECIFICATIONS

- Maximum Sound Pressure Level 120 dB (± 2 dB) @ 10' (130 dB (± 2 dB) @ 1 m) @ 100 W
- Operating Temperature: -40°F to 140°F / (-40°C to 60°C)
- DTMF, MSK, 2tone or EAS decoders
- AES and time encryption
- Seven standard warning signals
- 4000+ digitally stored voice/tone messages
- Four, 1 Amp, AC powered solid state relay outputs
- One 5 Amp, DC powered solid state relay output
- Small size with rugged construction (W x L x D) 9.4 in x 8 in 12.6 in (239 mm x 203 mm x 320 mm)
- RF100 Net Weight: approx. 21 lbs

## HOW TO ORDER

Description	Part Number
Radio Controlled Siren/Speaker (UHF)	RF100U
Radio Controlled Siren/Speaker (VHF)	RF100H
Omni Antenna (x = frequency dependent)	OMNI-X
Antenna bracket pole	AMB-P
Antenna bracket wall	AMB-W
Small (6" or less) Pole Mount Bracket	I-HP100-PMW
Large (over 6") Pole Mount Bracket	I-HP100-PMW
Omni Directional option for speaker	HP100-OMNI



Commander is a registered trademark of Federal Signal Corporation.



Model RF100UX and RF100HX

## UltraVoice® Hazardous Area Siren/Speaker

Federal Signal is introducing a new innovative compact siren/speaker system. The RF100X is an addition to our current family of outdoor and indoor warning products. These warning products can work together as an integrated system or standalone for special applications. As an integrated system, the RF100X includes an UltraVoice® control board which performs the same functions as our full line of UltraVoice products. The RF100X can deliver the same high quality voice announcements as our Modulator and DSA speaker systems. As a standalone device, the RF100X can be activated from an RF control point using 2-tone, DTMF, or Federal Signal's line of digital encoders. The RF100X includes inputs for local activation and remote activation of other warning system devices. The RF100X uses our NEMA4x siren/speaker enclosure which contains a 2-way radio for control and supervision. In addition, a high powered amplifier, power supply and UltraVoice control board are contained within the enclosure.

The RF100X is powered from 120/240 Vac or 24 Vdc. The siren/speaker can be ordered with either a VHF or UHF radio. An external antenna connection provides RF communication to our complete line of system control products including the 552000+ web enabled controller, our Commander PC controller (Commander), and our cloud based controller (CommanderOne) with severe weather auto-activation capabilities. The RF100X has built-in high powered siren tones and can store digital voice or tone messages and can provide live PA. The RF100X provides outputs to drive external devices such as strobes or LED signaling devices. When powered from AC, there are (4) AC outputs and one DC output. When powered by 24 Vdc the AC outputs are non-functional. The RF100X can be combined with DS100 amplified speakers to provide increased sound levels in one or multiple directions. The RF100X is a flexible and unique product. Contact Federal Signal sales to discuss your application.

### APPLICATIONS

- Industrial facilities for chemical release, security and evacuation purposes
- Water treatment facilities where hazard gases are present

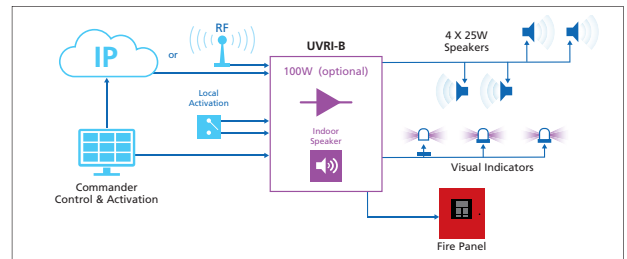
- Chemical locations for warning and evacuation alerts
- Oil and gas sites for general announcements
- Gas pipeline locations for alerts

### FEATURES

- Compact self-contained C1D2 siren/speaker
- Small size with rugged NEMA4x construction
- Secure communications using Commander 128/256 bit encryption
- Integrated UHF or VHF 2-way radio requires external mount
- Locally or remotely activated
- Supervised using Commander 2-way
- Outputs to drive external devices i.e. strobes
- Configurable volume control
- Programming over the air

- Inputs for standalone and remote pushbuttons
- Flexible mounting arrangements including:
  - Wall/ceiling mount standard
  - Small or large pole mount options
  - Omni-directional mount option
- Combine with DS100X for multi-direction system
- UL and cUL Listed for Class I, Division 2; Class II, Division 2; Class III
- Powered from 120/24 Vac or 24 Vdc

## UltraVoice® Remote Interface Controller (UVRI-B)



### SPECIFICATIONS

Operating Temperature¹:	-22°F to +150°F/-30°C to + 65°C
Humidity:	0-98% non-condensing
Input Voltage (nominal):	120/240 VAC
Current:	See technical manual
Battery Voltage:	14VDC, 13.7 volts (nom.)
Battery Current:	< 260 mA standby current <300 mA during a function < 7A during radio transmit
Standby Time:	Up to 45 hours with Vertex transceiver
Audio output UVRI-B board (Q20000253):	10/25Vrms
Audio output optional amplifier (Q20000324):	25Vrms
Relays 1-4:	30VDC/240VAC 8A max
Small size with rugged construction:	20.36 in x 16.30 in x 6.62 in (517 mm x 414 mm x 168 mm)
UVRI-B (Weight without radio)²:	
Net Weight	41.4 lb/18.8 kg
Net Shipping Weight	45.4 lb/20.6 kg

Note: ¹UVRI-B can be configured for 24VDC operation. Contact factory for details.

²See the installation manual for additional model UVRI-B shipping weights.

### HOW TO ORDER

Contact our Federal Signal Sales Engineers to design a system that meets your specific requirements.

Description	Part Number
Remote Interface unit, IP Enabled with Battery Back-up	UVRI-B
Remote Interface unit, IP Enabled with Battery Back-up and 100 Watt Amp	UVRI-B100
Remote Interface with VHF Radio	UVRI-BH
Remote Interface with VHF Radio with 100 Watt Amp	UVRI-BH100
Remote Interface with UHF Radio	UVRI-BU
Remote Interface with UHF Radio with 100 Watt Amp	UVRI-BU100

### ACCESSORIES

Description	Part Number
Ambient Noise Microphone	X-SM1-FS1
Noise Canceling Push to Talk Microphone	MNC-MC
24 VDC power cable	Q17501999A

### REPLACEMENT PARTS

Description	Part Number
Control Board	Q20000253
100W Amp Board	Q20000324
Battery 12V. 12 Ah	Q155193A

®/VERTEX is a trademark of Vertex Standard LMR, Inc.



#### Model UVRI-B

## UltraVoice® Indoor Remote Interface Controller

The UltraVoice® Remote Interface Controller, Model UVRI-B, establishes a communication link between an isolated location and Federal Signal's Commander® alerting and notification system, creating a fully integrated indoor and outdoor Mass Notification System. UVRI-B's primary application is to provide a communication bridge, allowing public safety official to expand their alerting and notification capabilities. The UVRI-B can interface with an individual buildings fire alarm panel, and is designed to provide remote control status and monitoring. The UVRI-B is a direct indoor replacement for the UVRI.

Model UVRI-B can be equipped with a high capacity digital voice storage device for simple and/or complex voice messages. When paired with Federal Signal's Commander control system, UVRI-B offers the unique capability for a remote operator to record and broadcast urgent message notifications, or to activate VOIP communications. When local control and activations are required, the UVRI-B provides an easy to use local user interface with push button control for eight functions and a local microphone input for live voice announcements.

The UVRI-B has an IP interface that allows for simple high-speed two-way control and activation. Additionally, the UVRI-B can be equipped with two-way VHF/UHF radios, such as Motorola Vertex transceivers, for wireless communication to the Federal Signal Commander control system. The UVRI-B also supports cellular communication. UVRI-B utilizes secure digital data transfer methods via 128/256 bit encryption to ensure no malicious or accidental operation of the system. Status monitoring provides information on the following conditions: AC power, battery voltage, enclosure intrusion, charger, local activation, and remote system operation. It can also be configured to support Ambient Noise Monitoring utilizing an external microphone for noise level detection.

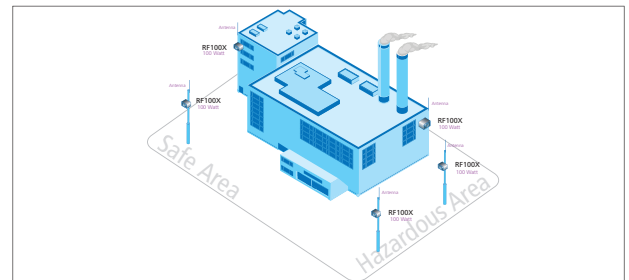
The UVRI-B provides system maintenance improvements, an integrated IP interface, ambient noise level detection for automatic sound level adjustment, integrated 12VDC charger, simplified wiring, integrated speaker and an optional 100 watt amplifier. The speaker line is supervised when using distributed speakers.

#### FEATURES

- Indoor use
- Flexible communications; IP standard/radio or cellular optional
- 12VDC and 120/240VAC operation with 12VDC battery back up
- Seven factory installed siren tones
- Removable SD card for local storage of voice/tone messages
- Capable of storing over 4000 voice/tone messages
- Built in IP interface with downloadable voice and tone messages
- Built in 2 watt amplifier and speaker
- Optional 100 watt amplifier
- Relay outputs for control of external devices, i.e. visual, door locks
- Eight inputs for activation of announcement alerts or alarms
- Audio out for public address interface
- Fire alarm panel interface
- Self-diagnostics with reporting for major system components
- Secure 128- and 256-bit encryption options
- Local microphone access
- Can be configured for ambient noise monitoring with external microphone
- UL and cUL Listed
- CSFM Approved



#### Hazardous Area Siren/Speaker (RF100X)



#### SPECIFICATIONS

- Maximum Sound Pressure Level 120 dB ( $\pm 2$  dB) @ 10' (130 dB ( $\pm 2$  dB) @ 1 m) @ 100 W
- Operating Temperature: -40°F to 104°F / (-40°C to 60°C)
- DTMF, MSK, 2tone or EAS decoders
- AES and time encryption
- Seven standard warning signals
- 4000+ digitally stored voice/tone messages
- Four, 1 Amp, AC powered solid state relay outputs
- One 5 Amp, DC powered solid state relay output
- Small size with rugged construction (W x L x D) 9.4 in x 8 in 12.6 in (239 mm x 203 mm x 320 mm)
- RF100X Net Weight: approx. 21 lbs

HAZARDOUS LOCATION RATING: RF100X  
T-CODE AT MAXIMUM AMBIENT TEMPERATURE, °C

- Hazardous Location: 40°C
- Class I, Division 2, Groups A, B, C, D: T5
- Class II, Division 2, Groups F, G: T6
- Class III: T6

#### HOW TO ORDER

Description	Part Number
Radio Controlled Siren/Speaker (UHF)	RF100UX
Radio Controlled Siren/Speaker (VHF)	RF100HX
Omni Antenna (x = frequency dependent)	OMNI-X
Antenna bracket pole	AMB-P
Antenna bracket wall	AMB-W
Small (6" or less) Pole Mount Bracket	I-HP100-PM
Large (over 6") Pole Mount Bracket	I-HP100-PMW
Omni Directional option for IP speaker	HP100-OMNI

Commander is a registered trademark of Federal Signal Corporation.



## Model MOD Series

# Modulator High Powered Omni Speaker



Federal Signal's Modulator High Powered Speaker Array offers the same proven technology as the original Modulator with the exception of a smaller compact chassis. Modulator provides a flat frequency response up to 2000Hz producing intense warning signals and digital voice messaging over a large area. The Modulator design enables the siren to produce a high sound level and intelligible voice communications.

The innovative omni-directional electronic Modulator speaker array consists of modules that utilize four 100 watt drivers. It also provides clear voice communication and offers warning signals which are produced by Federal Signal's UltraVoice™ electronic controller and amplifier system. Custom tones and professionally recorded voice messages for the UltraVoice controller are available and can be purchased upon request.

The Modulator High Powered Speaker Array combined with the UltraVoice controller is ideal for community/municipal, industrial and military applications where immediate instruction is necessary.

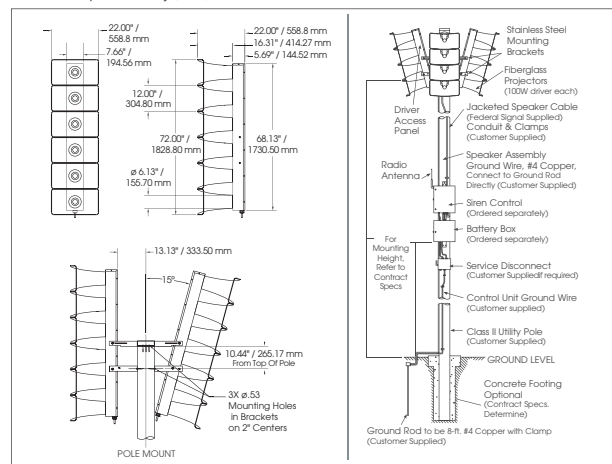
The Modulator and UltraVoice controller can be networked via radio, IP, landline, cellular and/or satellite communications. Powering is available in AC, DC, or solar. The system typically operates from batteries which are charged from either AC or Solar. Federal Signal can also provide customized solutions to fit your special applications.

## FEATURES

- Light-weight, compact design
- Utilizes Federal Signal UltraVoice™ for control and amplification
- Excellent frequency response for clear voice reproduction
- 360° coverage without sound variation in horizontal planes
- Easy servicing through convenient access panels
- Anechoic chamber-certified

MODEL	ACTIVE MODULES	TOTAL WATT	DECIBELS @ 100'	EFFECTIVE RANGE @ 70 dBC	HEIGHT IN	CM	NET WEIGHT LBS	KG	SHIPPING WT LBS	KG
MOD1004B	1	400	106 dBC	1,200'	28"	71	125	56.8	264	120
MOD2008B	2	800	112 dBC	1,800'	43"	109.2	190	86.4	294	133.6
MOD3012B	3	1200	115 dBC	2,200'	57"	144.7	255	115.9	444	201.8
MOD4016B	4	1600	118 dBC	2,800'	72"	182.8	320	145.5	544	247.3
MOD5020B	5	2000	120 dBC	3,100'	86"	218.4	385	175	744	338.2
MOD6024B	6	2400	121 dBC	3,400'	101"	256.5	450	204.5	960	436.4
MOD8032B	8	3200	124 dBC	4,200'	130"	330.2	580	263.6	1392	632.7

## Directional Speaker Array (DSA)



## SPECIFICATIONS

Color: Black projectors with Off-White Housing  
Paint: TGIC – Polyester Powder Coat, highly corrosion resistant  
Frequency Response: 200-2000Hz

## REPLACEMENT PARTS

Description	Part Number
Driver, 100 watt	K8570063A

## Considerations for system configuration:

- The DSA speaker array is used in conjunction with the UV controller. The UV houses the amplifiers that drive the DSA speaker array. Each DSA is made up of individual 100 watt speakers. FOR EXAMPLE: A DSA4 has four 100 watt speakers.
- Multiple DSA arrays can be controlled by a single UV as long as the total wattage meets or exceeds the total wattage required by the DSAs. The total watt required is the sum of all 100 watt speakers from each DSA.

## HOW TO ORDER

Contact our Federal Signal Sales Engineers to design a system that meets your specific requirements.

Description	Part Number
2 speaker assembly	DSA2 <sup>1</sup>
3 speaker assembly (Special order, consult factory)	DSA3 <sup>1</sup>
4 speaker assembly	DSA4 <sup>1</sup>
5 speaker assembly (Special order, consult factory)	DSA5 <sup>1</sup>
6 speaker assembly	DSA6 <sup>1</sup>
<b>Mounting Kit:</b>	
Wall mount for one vertical support	DSAMK1
Mounting kit for one to four vertical stack(s) 90° or 180° apart	DSAMK4
Mounting kit for steel poles, one vertical stack 4.5" mounting brackets for steel pole, bracket for one vertical stack	DSAMK5P
2.375" mounting brackets for steel pole, bracket for one vertical stack	DSAMK5P823

<sup>1</sup> Includes 45' cable tail. Order -1 after the part number for 94' cable tail. Controller and Communications – See price list for controller and powering options. Batteries not included.



## Model DSA

# Directional Speaker Array

Federal Signal's Model DSA Directional Speaker Array provides excellent voice and tone reproduction and is ideal for overcoming high levels of industrial noise.

Design flexibility allows the user to combine up to four speaker arrays; each array will hold from two to six re-entrant speakers. Speakers have a 70° horizontal angle of dispersion, accommodating specific sound output patterns. (When vertical stacks are placed 90° apart, a 180° horizontal coverage is possible.)

The Model DSA mounting kits allow for multiple speaker arrays to be mounted on the same pole at 90° increments. The downward tilt can be adjusted by 15°. The mounting flexibility of this system allows the speakers to be pointed directly at a targeted area for more concentrated sound output.

A DSA consists of a corrosion resistant aluminum frame with fiberglass projectors and stainless steel mounting hardware. Each speaker contains a high-efficiency 100 watt driver. DSA speakers are equipped with 45-ft UL rated PVC shielded wire. The DSAX-1 speakers are equipped with 94-ft of UL rated PVC shielded wire.

Amplification, tone generation and signal timing are provided by the Model UV controller, purchased separately.

Ideal for outdoor industrial plant warning, the Model DSA speaker array allows sound coverage to be customized to each site, preventing wasted sound in and around the plant. The Model DSA provides better speech intelligibility within a coverage zone than omni-directional speaker arrays.

## FEATURES

- Overcomes ambient noise of industrial environments
- Provides maximum speech recognition and tone reproduction
- Produces 111 dBc to 121 dBc @ 100'
- Two mounting kits available
- UL and cUL Listed
- Standard models include 45-ft of cable tail, DSAX-1 models include 94-ft cable tail

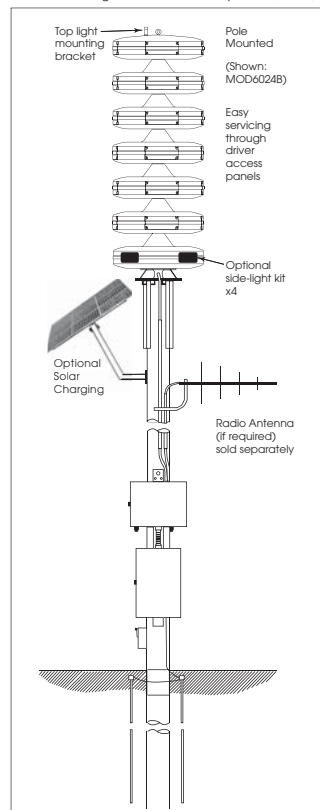
MODEL	NO. OF 100W SPEAKERS	TOTAL WATT	DECIBELS 100' <sup>1/2</sup>	EFFECTIVE RANGE	HEIGHT IN MM	NET WEIGHT LBS KG	SHIPPING WT LBS KG
DSA2	2	200	111 dBc	1,700'	25 635	43 19.5	127 57.6
DSA3	3	300	115 dBc	2,200'	46 1168.4	80 36.2	130 59
DSA4	4	400	117 dBc	2,600'	48 1219.2	95 43.1	175 79.3
DSA5	5	500	119 dBc	3,000'	70 1778	110 49.9	220 99.7
DSA6	6	600	121 dBc	3,400'	72 1828.8	125 56.7	230 104.3

<sup>1</sup> Special order, consult factory

<sup>2</sup> Based on far field measurements.



## Modulator® High Powered Omni Speaker (MOD)



## SPECIFICATIONS

Frequency Response:	200-2000Hz
Color	Off-White
Paint Type	TGIC-polyester powder coat
Modulator Horn Type	Hyperbolic flare
Horizontal Coverage	360° +/- 1 dB(C)
Diameter	35"/88.9cm
Wind Loading @ 110mph wind velocity <sup>1</sup> :	
MOD1004B	251 lbs
MOD20088	377 lbs
MOD3012B	503 lbs
MOD4016B	629 lbs
MOD5020B	755 lbs
MOD6024B	881 lbs
MOD8032B	1133 lbs

<sup>1</sup> Wind loading is the calculated force of wind at 110mph (shoreline), exposure D (flat, unobstructed coastal areas) on frontal area 4.64 ft. per American National Standards Institute A58.1\* Minimum design loads for buildings and other structures.

## HOW TO ORDER

Contact our Federal Signal Sales Engineers to design a system that meets your specific requirements.

Specify speaker array model number – each speaker array model must be ordered with a specific corresponding UV and Amplifier.

Speaker	Controller <sup>1</sup>
MOD1004B	UV + 1 UV400
MOD20088	UV + 2 UV400
MOD3012B	UV + 3 UV400
MOD4016B	UV + 4 UV400
MOD5020B	UV + 5 UV400
MOD6024B	UV + 6 UV400
MOD8032B	UV + 8 UV400

<sup>1</sup> Controllers available in Radio, IP, and Landline.

Note: 40 feet of cable is supplied with siren. Extension cable in 10 foot increments is also available. Mounting the UV controller further than 100 feet is not recommended (further mounting may decrease power output).

## ACCESSORIES

Description	Part Number
Flashing light for top of MOD	191XL-024*
Red Quadraflare 4 light kit	MOD-QF-KIT
Blue Quadraflare 4 light kit	MOD-QF-KIT-B
* Indicates color: (A) Amber, (B) Blue, (C) Clear, (G) Green or (R) Red	

## REPLACEMENT PART

Description	Part Number
Driver, 100 watt	K8570063A

UltraVoice is a registered trademark of Federal Signal Corporation.



Model MOD6032B

## Modulator High Powered Omni Speaker

The MOD6032B is a 3200 watt version of the MOD6024B siren. The two middle modules utilize a dual driver for a smaller compact siren design.

Federal Signal's Modulator High Powered Speaker Array offers the same proven technology as the original Modulator with the exception of a smaller compact chassis. Modulator sirens provides a flat frequency response up to 2000Hz producing intense warning signals and digital voice messaging over a large area. The Modulator design enables the siren to produce a high sound level and intelligible voice communications.

The innovative omni-directional electronic Modulator speaker array consists of modules that utilize 100 watt drivers. It also provides clear voice communication and offers warning signals which are produced by Federal Signal's UltraVoice™ electronic controller and amplifier system. Custom tones and professionally recorded voice messages for the UltraVoice controller are available and can be purchased upon request.

The Modulator High Powered Speaker Array combined with the UltraVoice controller is ideal for community/municipal, industrial and military applications where immediate instruction is necessary.

The Modulator and UltraVoice controller can be networked via radio, IP, landline, cellular and/or satellite communications. Powering is available in AC, DC, or solar. The system typically operates from batteries which are charged from either AC or Solar. Federal Signal can also provide customized solutions to fit your special applications.

### FEATURES

- Light-weight, compact design
- Utilizes Federal Signal UltraVoice™ for control and amplification
- Excellent frequency response for clear voice reproduction
- Optional visual indicators
- 360° coverage without sound variation in horizontal planes
- Easy servicing through convenient access panels
- Anechoic chamber-certified

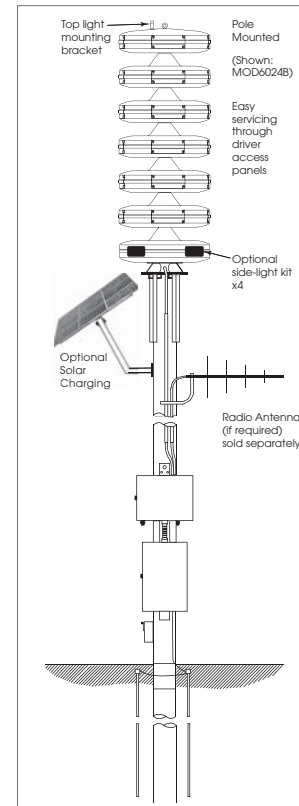
MODEL	ACTIVE MODULES	TOTAL WATT	DECIBELS @ 100'	EFFECTIVE RANGE @ 70 dBc	HEIGHT IN	MM	NET WEIGHT LBS	KG	SHIPPING WT LBS	KG
MOD6032B	6	3200	123 dBc	4,000'	101"	256.5	480	218	990	450

\*Based on farfield measurements

\*Photo shown with optional visual indicators



### Modulator® High Powered Omni Speaker (MOD)



### SPECIFICATIONS

Frequency Response:	200-2000Hz
Color	Off-White
Paint Type	TGIC-polyester powder coat
Modulator Horn Type	Hyperbolic flare
Horizontal Coverage	360° +/- 1 dB(C)
Diameter	35"/88.9cm
Wind Loading @ 110mph wind velocity <sup>2</sup> :	
MOD6032B	881 lbs

<sup>2</sup> Wind loading is the calculated force of wind at 110mph (shoreline), exposure D (flat, unobstructed coastal area) on frontal area 4.64 ft. per American National Standards Institute A58.1\* Minimum design loads for buildings and other structures.\*

### HOW TO ORDER

**Contact our Federal Signal Sales Engineers to design a system that meets your specific requirements.**

Specify speaker array model number – each speaker array model must be ordered with a specific corresponding UV and Amplifier.

<b>Speaker</b>	<b>Controller<sup>3</sup></b>
MOD6032B	UV + 8 UV400

<sup>3</sup> Controllers available in Radio, IP, and Landline.

Note: 40 feet of cable is supplied with siren. Extension cable in 10 foot increments is also available. Mounting the UV controller further than 100 feet is not recommended (further mounting may decrease power output).

### REPLACEMENT PART

<b>Description</b>	<b>Part Number</b>
Driver, 100 watt	K8570063A





LIGHT BARS

MINI-LIGHT BARS

BEACONS

Backup ALARMS

CAMERA SYSTEMS

DIRECTIONAL WARNING

PERIMETER LIGHTING

# UTILITY AND DOT BROCHURE



Federal Signal is **The Driving Force™** behind the technology that provides safe and reliable emergency warning for municipal, utility, tow & recovery and DOT vehicles. It is our commitment to engineer the most reliable and high-performing products for your work trucks.

Exclusive to Federal Signal, these innovative technologies help provide work zone safety. Ask your local FS Representative how you can experience the latest Federal Signal products.

VEHICLE TECHNOLOGY

## Federal Signal Exclusive Technologies



**SPECTRALUX®** multicolor LED technology provides the ability for a LED light head to change color while in operation. LEDs can change between Red, Blue, Amber or White through user-selected flash patterns.



**SOLARIS®** LED reflector technology is engineered to increase off-axis warning and maximize the LED light source to eliminate dark spots and distribute 360-degrees of light coverage.



**SLR (SOLARIS® LED ROTATOR)** maximizes the LED light source for full light coverage. The SLR rotates the Solaris LED reflector providing superior LED warning light output.



**FS CONVERGENCE NETWORK** provides “plug-n-play” installation with Federal Signal’s SmartSiren® Platinum, amplifier and controller, to our family of serial communication light bars and SpectraLux ILS interior lighting system.



**ROC (RELIABLE ONBOARD CIRCUITRY™)** technology eliminates approximately 85% of the connection failure points found in a typical light bar. Wires, connections and assemblies are replaced by PCB assemblies—reducing labor repair time and increasing the road time for work trucks.



**FSLINK™** is a built-in software technology that allows LED perimeter lights, interior lights and beacons to synchronize their flash patterns for a unified vehicle warning solution.



	Legend® LPX Discrete	Legend® LPX	Legend®	Navigator™	Integrity™	Valor®	Allegiant® Discrete	Allegiant® Serial
<b>Technology</b>								
SpectraLux® Multicolor LED				•	•	•	•	•
Solaris®	•	•	•	•	•	•	•	•
SLR				•				
ROC (Reliable Onboard Circuitry™)	•	•	•	•	•	•	•	•
Convergence Network		•	•	•	•	•		•
Traditional Cable	•			•			•	
<b>Features</b>								
SignalMaster™ Capability		•	•	•	•	•		•
Low Power/Dimming		•	•	•	•	•	•	•
Front/Rear Control	•	•	•	•	•	•	•	•
Online Configurator	•	•	•	•	•	•	•	•
<b>Length — Wing Lights / Mini-Lightbars</b>								
10"				•				
12"			•**					
18"				•				
21"							•	•
24"	•		•					
25"				•				
<b>Length — Full size</b>								
44"					•	•		
45"							•	•
51"					•	•		
53"	•	•	•				•	•
60"				•				
61"	•	•	•				•	•
70"	•	•	•				•	•
73"				•				
87"				•				
<b>Approvals</b>								
SAE Class 1	•	•	•	•	•	•	•	•
CAC Title 13			•	•	•	•	•	•
<b>Options</b>								
LED Takedowns	•	•	•	•	•	•	•	•
LED Alley Lights	•	•	•	•	•	•	•	•
LED Work Lights	•	•	•	•	•	•	•	•
Flood Lighting				•	•	•	•	•
LED S/T/T	•	•	•	•	•	•	•**	•**
LED Bed Light							•**	•**
Wireless Controller Option		•	•	•*	•	•		•

\*Convergence Network Models

\*\*12" Legend Sets are Traditional Cable

## Allegiant® Discrete



- Low-profile, linear light bar – work lights, takedowns, alley lights and bed light available
- Traditional nine-conductor cable
- Available in 45", 53", 61", and 70" lengths
- Two-color capability with LED colors in Amber, Blue, Green, Red and White
- Top domes offered in Amber, Black, Blue, Clear, Gray and Red
- Independently controlled front and rear flash patterns
- Low power mode
- Five-year warranty

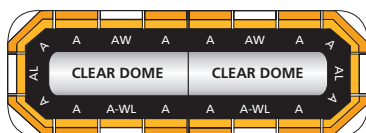
CLASS 1

Online Lightbar  
ConfiguratorROC  
RELIABLE ORIGINATED CIRCULARITY

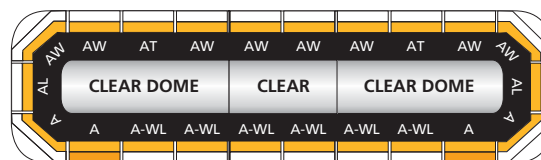
SOLARIS

MODEL	DESCRIPTION
<b>45" Models</b>	
ALGT45D-AMBR1HC*	45-inch, Amber, takedowns, alley lights, work lights, hook mount, Clear domes
<b>53" Models</b>	
ALGT53D-AMBR1FC*	53-inch, Amber, takedowns, alley lights, work lights, flat mount, Clear domes
ALGT53D-AMBR1HC*	53-inch, Amber, takedowns, alley lights, work lights, hook mount, Clear domes

\*Stock Bar



ALGT45D-AMBR1HC\*



ALGT53DZ-AMBR3F6C\*

## Allegiant® Serial



- Low-profile, linear light bar – work lights, takedowns, alley lights and bed light available
- FS Convergence Network, serial light bar
- Available in 45", 53", 61", and 70" lengths
- Two-color capability with LED colors in Amber, Blue, Green, Red and White
- Top domes offered in Amber, Black, Blue, Clear, Gray and Red
- Built-in SignalMaster™ directional warning
- Low power mode
- 6-button serial controller available
- Five-year warranty

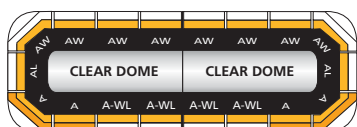
CLASS 1

Online Lightbar  
ConfiguratorROC  
RELIABLE ORIGINATED CIRCULARITY

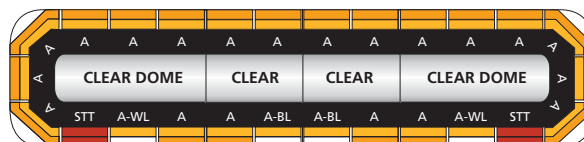
SOLARIS

MODEL	DESCRIPTION
<b>45" Models</b>	
ALGT45Z-AMBR3H6C*	45-inch, Amber, takedowns, alley lights, front and rear flood, SignalMaster, hook mount, 6-button controller, Clear domes
<b>53" Models</b>	
ALGT53Z-AMBR3F6C*	53-inch, Amber, takedowns, alley lights, front and rear flood, SignalMaster, flat mount, 6-button controller, Clear domes
ALGT53Z-AMBR3H6C*	53-inch, Amber, takedowns, alley lights, front and rear flood, SignalMaster, hook mount, 6-button controller, Clear domes
ALGT53ZS-AMBR3H6C-F*	53-inch, Amber, takedowns, alley lights, front and rear flood, SignalMaster, hook mount, 6-button controller, Clear domes, with optional front and rear flashing Amber/White mode

\*Stock Bar



ALGT45Z-AMBR3H6C\*



LPX53Z-AMBR2H6\*

## Legend® LPX Discrete



- All-LED light bar — work lights, takedowns, alley lights available
- Traditional nine-conductor cable
- Available in 24", 45", 53", 61" and 70" lengths
- (8) selectable flash patterns; (2) flashing modes
- Independently controlled front and rear flash patterns
- Five-year warranty

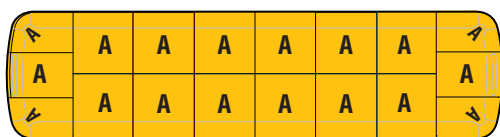
CLASS 1

Online Lightbar  
ConfiguratorROC  
RELIABLE OVERSIGHT CIRCUMVENT

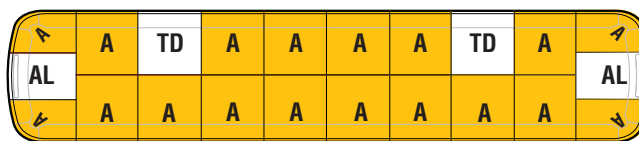
SOLARIS

MODEL	DESCRIPTION
	<b>45" Model - Traditional cable</b>
LPX45D-AMBR1H*	(18) Amber LED heads, Clear domes, Hook mount
	<b>53" Model - Traditional cable</b>
LPX53D-AMBR2H*	(18) Amber LED heads, (2) LED takedowns, (2) LED Alleys, Clear domes, Hook mount

\*Stock Bar



LPX45D-AMBR1H\*



LPX53D-AMBR2H\*

## Legend® LPX



- All-LED light bar— work lights, takedowns, alley lights available
- FS Convergence Network, serial lightbar
- Available in 24", 45", 53", 61" and 70" lengths
- Same flash patterns, controller options and mounting option as standard Legend light bar
- Built-in SignalMaster™, front/rear cut-off, intersection warning and "dimming" functions
- Five-year warranty

CLASS 1

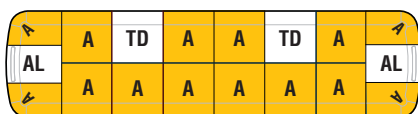
Online Lightbar  
ConfiguratorROC  
RELIABLE OVERSIGHT CIRCUMVENT

SOLARIS

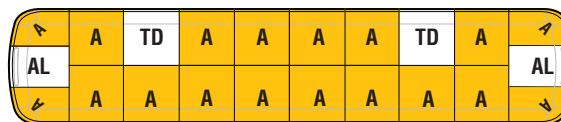
CONVERGENCE  
network

MODEL	DESCRIPTION
	<b>45" Models</b>
LPX45Z-AMBR1F6	(18) Amber LED heads, Clear domes, Flat mount, 6-button controller
LPX45Z-AMBR2H6*	(14) Amber LED heads, (2) LED takedowns, (2) LED Alley lights, Clear domes, Hook mount, 6-button controller
	<b>53" Models</b>
LPX53Z-AMBR1F6	(22) Amber LED heads, Clear domes, Flat mount, 6-button controller
LPX53Z-AMBR2H6*	(18) Amber LED heads, (2) LED takedowns, (2) LED Alley lights, Clear domes, Hook mount, 6-button controller

\*Stock Bar



LPX45Z-AMBR2H6\*



LPX53Z-AMBR2H6\*

## Legend®

- All-LED light bar — work lights, takedowns, alley lights available
- FS Convergence Network, serial lightbar
- Available in 24", 45", 53", 61" and 70" lengths
- Front and rear cut-off and dimming features
- Built-in SignalMaster™ directional warning
- Advanced microprocessor controller provides three modes of operation and a library of flash patterns
- Six-button wireless controller option available (light bar control only)
- Four-, six- or nine-button serial controller available for light control only
- Five-year warranty



CLASS 1

CAC Title 13

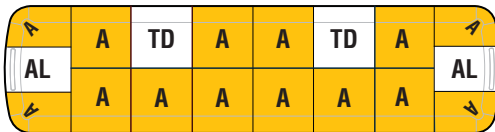
Online Lightbar Configurator

ROC  
RELIABLE ONBOARD CIRCUITRY

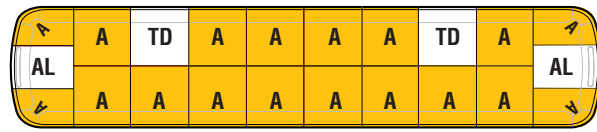
SOLARIS

CONVERGENCE  
network

MODEL	DESCRIPTION
<b>45" Models</b>	
LGD45Z-AMBR1H6	(18) Amber LED heads, Clear domes, Hook mount, 6-button controller
LGD45Z-AMBR2H6	(14) Amber LED heads, (2) LED takedowns, (2) LED Alley light, Clear domes, Hook mount, 6-button controller
<b>53" Models</b>	
LGD53Z-AMBR1H6	(22) Amber LED heads, Clear domes, Hook mount, 6-button controller
LGD53Z-AMBR2H6	(18) Amber LED heads, (2) LED takedowns, (2) LED Alley light, Clear domes, Hook mount, 6-button controller



LGD45Z-AMBR2H6



LGD53Z-AMBR2H6

## Navigator® Discrete

- All-LED light bar — work lights, takedowns and alley lights
- High-profile, linear LED light bar
- Traditional cable LED light bar
- Available in 10", 18", 25", 45", 53", 60", 73" and 87" lengths
- Optional SignalMaster™ directional warning
- Front flood capability
- Two-color capability with LED colors in Amber, Blue, Green, Red and White
- Clear or Black bulkheads
- Five-year warranty



CLASS 1

CAC Title 13

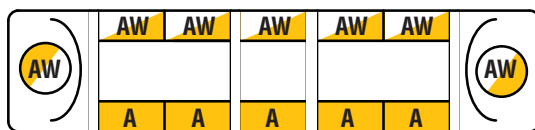
Online Lightbar Configurator

SOLARIS

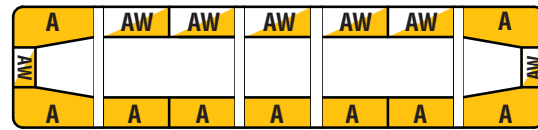
SpectraLux SLRQ

MODEL	DESCRIPTION
<b>53" Models</b>	
NVG53D-MUNI1RHC*	(5) Amber modules, (5) Amber/White modules, (2) SLR Amber/White rotators with parabolic mirror, Front flood feature, Alley light, SignalMaster, Clear domes, Clear bulkheads, Hook mount
NVG53D-MUNI1HC*	(9) Amber modules, (7) Amber/White modules, Front flood feature, Alley light, SignalMaster, Clear domes, Clear bulkheads, Hook mount

\*Stock Bar



NVG53D-MUNI1RHC\*



NVG53D-MUNI1HC\*

## Navigator® Serial

- All-LED light bar — work lights, takedowns and alley lights
- High-profile, serial LED light bar
- Available in 45", 53" and 60" lengths
- Optional 8-head SignalMaster™ directional warning
- Front flood capability
- Two-color capability with LED colors in Amber, Blue, Green, Red and White
- Clear or Black bulkheads
- Five-year warranty



CLASS 1

CAC Title 13

Online Lightbar Configurator

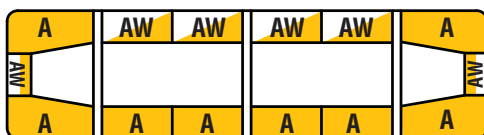
SOLARIS

SpectraLux

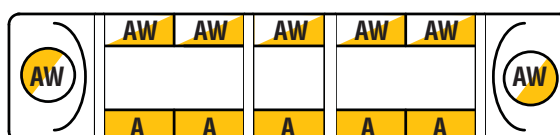
SLR

CONVERGENCE network

MODEL	DESCRIPTION
	<b>45" Model</b>
NVG45Z-MUNI1H6C	(14) Amber modules, Front flood feature, Alley light, SignalMaster, Hook mount, 6-button controller, Clear bulkheads, Clear domes
	<b>53" Model</b>
NVG53Z-MUNI1RH6C	(5) Amber modules, (5) Amber/White modules, (2) SLR Amber/White rotators with parabolic mirror, Front flood feature, Alley light, SignalMaster, Hook mount, 6-button controller, Clear bulkheads, Clear domes



NVG45Z-MUNI1H6C



NVG53Z-MUNI1RH6C

## Valor®

- Unique low-profile non-linear light bar
- Available in 44" and 51" lengths
- Full-flood, left-flood, and right-flood capabilities available
- Five-year warranty



CLASS 1

CAC Title 13

Online Lightbar Configurator

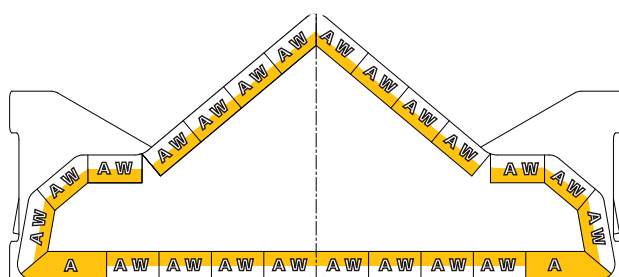
SOLARIS

ROC

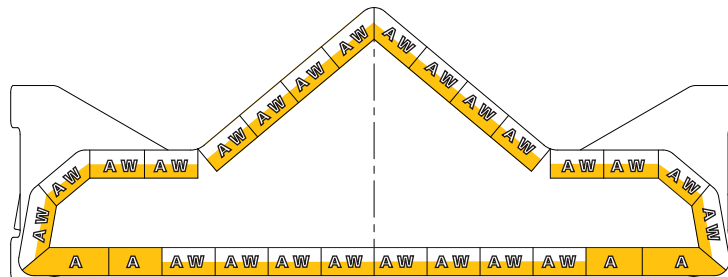
CONVERGENCE network

SpectraLux

MODEL	DESCRIPTION
VALR44S-AMBR3	(22) Amber/White modules, (2) Amber modules, SignalMaster, front and rear flood feature, 6-button controller, hook mount
VALR51S-AMBR3	(24) Amber/White modules, (4) Amber modules, SignalMaster, front and rear flood feature, 6-button controller, hook mount



VALR44S-AMBR3



VALR51S-AMBR3

## Integrity®

- Low-profile, all-LED linear light bar
- Available in 44" and 51" lengths
- Built-in SignalMaster™ directional warning
- Front and rear flood features available
- Six-button serial controller available for light control only
- Five-year warranty



CLASS 1

CAC Title 13

Online Lightbar  
Configurator

SOLARIS

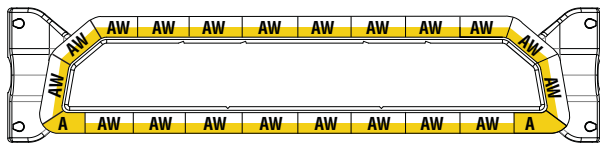
ROC

CONVERGENCE  
network

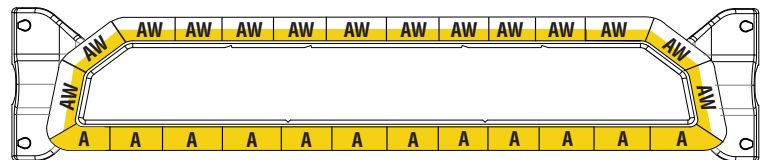
SpectraLux

MODEL	DESCRIPTION
	<b>44" Models—Hook mount and 6-button controller included</b>
INTG44S-AMBR2	44", (12) Amber/White modules, (10) Amber modules, SignalMaster, front flood feature
INTG44S-AMBR3	44", (20) Amber/White modules, (2) Amber modules, SignalMaster, front and rear flood feature
	<b>51" Models—Hook mount and 6-button controller included</b>
INTG51S-AMBR2*	51", (14) Amber/White modules, (12) Amber modules, SignalMaster, front flood feature
INTG51S-AMBR3	51", (22) Amber/White modules, (4) Amber modules, SignalMaster, front and rear flood feature

\*Stock Models



INTG44S-AMBR3



INTG51S-AMBR2\*

## 21" Allegiant®

- Low-profile, linear light bar
- Traditional and serial versions available
- Two-color capability with LED colors in Amber, Blue, Green, Red and White
- Domes offered in Amber, Clear, and Gray
- Flat mount, low-profile permanent, and 4-inch riser mounting options available
- Five-year warranty



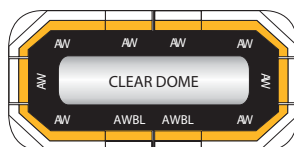
CLASS 1

CAC Title 13

SOLARIS

ROC

MODEL	DESCRIPTION
<b>Discrete Models</b>	
ALGT21D-AMBRP*	21-inch, Amber, low-profile permanent mount, Clear domes
ALGT21D-AMBRF*	21-inch, Amber, Flat mount, Clear domes
ALGT21D-AMBR3BF*	21-inch, Amber/White, work lights, bed lights, flat mount, Clear domes
<b>Serial Models</b>	
ALGT21Z-AMBR3BF	21-inch, Amber/White, work lights, bed lights, low-profile permanent mount, Clear domes, 6-button controller



ALGT21Z-AMBR3BP6

## HighLighter™ LED Plus

- Low-profile, only 2.7" tall
- Uniform 360-degree light distribution; no dark spots or shadows
- Solaris® LED reflectors technology
- ROC (Reliable Onboard Circuitry™) technology
- Pattern selection using MagnetSelect™, key chain included
- Low power, dim option
- Five-year warranty



CLASS 1

CAC Title 13

SOLARIS

ROC

MODEL	DESCRIPTION
<b>Suction-cup magnet mount models, cigarette plug with on/off switch</b>	
454200HL-02	Amber LEDs with Amber dome
454200HL-25	Amber LEDs with Clear dome
<b>Permanent mount models</b>	
454201HL-02	Amber LEDs with Amber dome
454201HL-25	Amber LEDs with Clear dome
<b>Magnetic mount models, cigarette plug with on/off switch</b>	
454202HL-02	Amber LEDs with Amber dome
454202HL-25	Amber LEDs with Clear dome



## HighLighter™ LED Pro

- Low-profile, only 2.7" tall
- 360-degree light distribution; no dark spots or shadows
- Solaris® LED reflectors technology
- ROC (Reliable Onboard Circuitry™) technology
- Pattern selection using MagnetSelect™, key chain included
- Sync capability, option
- Two channel high-side flasher synchronizes other light heads (up to 7.5 Amp per channel), option
- Low power, dim option
- Five-year warranty



CLASS 1

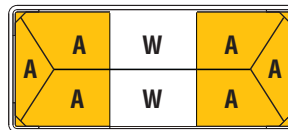
CAC Title 13

SOLARIS

ROC

MODEL	DESCRIPTION
	<b>Suction-cup magnet mount models, cigarette plug with on/off switch</b>
454300HL-AWA	AWAAWAA, Clear dome
	<b>Permanent mount models</b>
454301HL-AWA	AWAAWAA, Clear dome
	<b>Magnetic mount models, cigarette plug with on/off switch</b>
454302HL-AWA	AWAAWAA, Clear dome

### CLEAR DOME



454300HL-AWA

454301HL-AWA

454302HL-AWA

## 10" Navigator®

- High-profile, linear LED light bar
- Traditional cable LED light bar
- 4-wire rugged high temperature and weather resistant TPR cable
- Two-color capability with LED colors in Amber, Blue, Green, Red and White
- Flat mount and 4" riser mounting options available
- Five-year warranty



NVG10-4AF



NVG10-AAF

CLASS 1

CAC Title 13

Online Lightbar Configurator

SOLARIS

SpectraLux

SLRQ

MODEL	DESCRIPTION
	<b>Stationary models - Flat mount</b>
NVG10-4AF	(4) Amber modules, Clear dome
NVG10-3AF	(3) Amber modules, Clear dome
NVG10-4ABF	(4) Amber/Blue modules, Clear dome
NVG10-4AGF	(4) Amber/Green modules, Clear dome
NVG10-4ARF	(4) Amber/Red modules, Clear dome
NVG10-4AWF	(4) Amber/White modules, Clear dome
	<b>Rotator models - Flat mount</b>
NVG10-AAF	(1) SLR Amber rotator, Clear dome
NVG10-ABF	(1) SLR Amber/Blue rotator, Clear dome
NVG10-AGF	(1) SLR Amber/Green rotator, Clear dome
NVG10-ARF	(1) SLR Amber/Red rotator, Clear dome
NVG10-AWF	(1) SLR Amber/White rotator, Clear dome



NVG10-AAF



NVG10-AWF



NVG10-4AF



NVG10-4AWF



NVG10-3AF



## 18" and 25" Navigator® Discrete

- High-profile, linear LED light bar
- Traditional cable LED light bar
- Two-color capability with LED colors in Amber, Blue, Green, Red and White
- Domes offered in Amber, Blue, Clear and Red
- Clear or Black bulkheads
- Five-year warranty



NVG25D-AMBR1RFB

CLASS 1

CAC Title 13

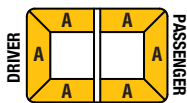
Online Lightbar Configurator

SOLARIS

SpectraLux

SLR

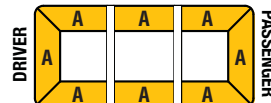
MODEL	DESCRIPTION
	<b>18" Stationary models - Flat mount</b>
NVG18D-AMBR1FC	(6) Amber modules, Clear bulkheads, Clear domes
	<b>18" Rotator models - Flat mount</b>
NVG18D-AMBR1RFC	(2) SLR Amber rotators, Clear bulkheads, Clear domes
NVG18D-MUNI1RFC	(2) SLR Amber/White rotators, Clear bulkheads, Clear domes
	<b>25" Stationary models - Flat mount</b>
NVG25D-AMBR1FC	(8) Amber modules, Clear bulkheads, Clear domes
	<b>25" Stationary/Rotator mix models - Flat mount</b>
NVG25D-AMBR1RFC	(2) Amber modules, (2) SLR Amber rotators with parabolic mirror, Clear bulkheads, Clear domes
NVG25D-AMBR1RFB	(2) Amber modules, (2) SLR Amber rotators with parabolic mirror, Black bulkheads, Amber domes
NVG25D-MUNI2RFC	(1) Amber modules, (1) work light, (2) SLR Amber rotators with parabolic mirror, Clear bulkheads, Clear domes



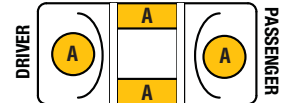
NVG18-AMBR1FC



NVG18-MUNI1RFC



NVG25-AMBR1FC



NVG25-AMBR1RFC

## Pro LED Beacon

- High- and low-profile LED beacon
- Single and dual color versions available
- (25) selectable flash patterns
- Low power mode
- Multi-voltage, 12/24 Vdc
- Built-in permanent/1-inch mount aluminum die-cast base
- Solaris® LED reflector technology
- Five-year warranty



300TMP-A

300SMP-A

CLASS 1 CAC Title 13

MODEL	DESCRIPTION
300TMP-A	Tall Amber dome, Amber LEDs, Class 1
300TMP-C-A	Tall Clear dome, Amber LEDs, Class 1
300TMP-AW	Tall Clear dome, Amber/White LEDs, Class 1
300SMP-A	Short Amber dome, Amber LEDs, Class 1
300SMP-C-A	Short Clear dome, Amber LEDs, Class 1
300SMP-AW	Short Clear dome, Amber/White LEDs, Class 1

## Spire® 200 LED Beacon

- High- and low-profile LED beacon
- Single and dual color
- (25) selectable flash patterns
- Low power mode
- Multi-voltage, 12/24 Vdc
- Mounting options: 1-inch pipe mount, permanent polycarbonate, permanent die-cast, magnet, suction-cup magnet
- IP69K rated for protection against dust and water
- FSLink® syncing technology
- Five-year warranty



200SC-A

200TC-A

CLASS 1

MODEL	DESCRIPTION
200SP-A	Amber, short, Polycarbonate/1" pipe, FSLink, Class 1
200SD-A	Amber, short, Die-cast metal/1" pipe, FSLink, Class 1
200TP-A	Amber, tall, Polycarbonate/1" pipe, FSLink, Class 1
200TD-A	Amber, tall, Die-cast metal/1" pipe, FSLink, Class 1
220SP-AW	Amber/White, short, Polycarbonate/1" pipe, FSLink, Class 1
220SD-AW	Amber/White, short, Die-cast metal/1" pipe, FSLink, Class 1
220TP-AW	Amber/White, tall, Polycarbonate/1" pipe, FSLink, Class 1
220TD-AW	Amber/White, tall, Die-cast metal/1" pipe, FSLink, Class 1

## Spire® 100 LED Beacon

- High- and low-profile LED beacon
- Single color
- (25) selectable flash patterns
- Multi-voltage, 12/24 Vdc
- Mounting options: 1-inch pipe mount, permanent polycarbonate, permanent die-cast, magnet, suction-cup magnet
- IP69K rated for protection against dust and water
- Five-year warranty



100SC-A

100TC-A

CLASS 1

MODEL	DESCRIPTION
100SP-A	Amber, short, Polycarbonate/1" pipe, Class 1
100SD-A	Amber, short, Die-cast metal/1" pipe, Class 1
100TP-A	Amber, tall, polycarbonate/1" pipe, Class 1
100TD-A	Amber, tall, Die-cast metal/1" pipe, Class 1

## SLR Beacon

- Solaris® LED reflector design for maximum optical efficiency and superior off-axis warning
- 75/90/120 RPM
- (12) high-powered Amber LEDs
- Five-year warranty



256650-02

CLASS 1 CLASS 2 CAC Title 13 SLR

MODEL	DESCRIPTION
262650-02	Amber LEDs, Amber dome, permanent/pipe mount, Class 1 and Title 13
272650-02	Amber LEDs, Amber dome, permanent/pipe mount, Class 2

## Model 651/851 LED

- Open-style aluminum base
- Low- and high-profile models available
- Polycarbonate Fresnel dome
- Low Amp draw
- Five-year warranty



420222-02

CLASS 2

MODEL	DESCRIPTION
	<b>Model 651</b>
420222-02	Utility light, blackout lens, Clear dust cover, branch guard, Amber dome
420223-02	Open style bottom, Amber dome
	<b>Model 851</b>
420450-02	Open style bottom, Amber dome
420460-02	Utility light, blackout lens, Clear dust cover, branch guard, polycarbonate mounting base, Amber dome

## LP800

- Dual level beacon with Solaris® LED reflector technology
- (14) selectable flash patterns
- Multiple-voltage, 12/24Vdc
- Polycarbonate dome and reinforced nylon base
- Five-year warranty



LP800-A

CLASS 1 CAC Title 13 SOLARIS

MODEL	DESCRIPTION
LP800-A	Dual level Solaris® beacon, Amber dome, Amber LEDs
LP800C-A	Dual level Solaris® beacon, Clear dome, Amber LEDs
	<b>Accessory</b>
LP800-BASE	Din Mount

## MicroPulse® Wide Angle

- Utilizes (9) or (18) LEDs; 180-degree light spread
- (12) flash patterns
- UV resistant polycarbonate lens
- Synchronizes with other MicroPulse products
- Three-year warranty



MPSW9-A

MODEL	DESCRIPTION
	<b>Surface mount, 12/24 Vdc, Single-Color</b>
MPSW6-A	(6) LED light head, Amber
MPSW6-W	(6) LED light head, White
	<b>Surface mount, 12/24 Vdc, Single-Color</b>
MPSW9-A	(9) LED light head, Amber
MPSW9-W	(9) LED light head, White
	<b>Surface mount, 12/24 Vdc, Dual-Color</b>
MPSW9-BA	(18) LED light head, Blue/Amber
MPSW9-RA	(18) LED light head, Red/Amber
MPSW9-AW	(18) LED light head, Amber/White
	<b>Accessory</b>
MPSW6-1	Chrome bezel for MPSW6
MPSMW9-1	Chrome bezel for (1) MPSW9

## MicroPulse® Ultra

- Multiple mounting options for various applications
- Superior warning with high-powered LEDs
- Low-profile design offers wider range of mounting locations, only 0.35" thick
- Single/multi-unit synchronization
- Three-year warranty



MPS600U-A

MPS300U-A

MPS1200U-AA

MODEL	DESCRIPTION
	<b>MicroPulse® Ultra 3</b>
MPS300U-A	(3) LED light head, Amber
MPS300U-W	(3) LED light head, White
	<b>MicroPulse® Ultra 6</b>
MPS600U-AA	(6) LED light head, Amber/Amber
MPS600U-WW	(6) LED light head, White/White
	<b>MicroPulse® Ultra 12</b>
MPS1200U-AA	(12) LED light head, Amber/Amber
	<b>Accessories</b>
MPSUM6-1	Chrome bezel for (1) MicroPulse Ultra 6
MPSUM6-2	White bezel for (1) MicroPulse Ultra 6
MPSUM12-1	Chrome bezel for (1) MicroPulse Ultra 12
MPSUM12-2	White bezel for (1) MicroPulse Ultra 12
MPSUM3-1	Chrome bezel for (1) MicroPulse Ultra 3
MPSUM3-2	White bezel for (1) MicroPulse Ultra 3

## MicroPulse® Ultra Dual

- Super low-profile design offers wide range of mounting options
- Flash as a solid or dual color lighthouse
- Superior warning with (12) and (24) high-powered LEDs
- Multiple units are synchronizable and can flash simultaneously or alternately
- (18) selectable flash patterns
- Three-year warranty



MPS1220U-AW

CLASS 1

MODEL	DESCRIPTION
	<b>MicroPulse 6 Ultra, Dual-Color</b>
MPS620U-BA	12-LED light head, (6) Blue/(6) Amber
MPS620U-RA	12-LED light head, (6) Red/(6) Amber
MPS620U-WA	12-LED light head, (6) White/(6) Amber
	<b>MicroPulse 12 Ultra, Dual-Color</b>
MPS1220U-BA	24-LED light head, (12) Blue/(12) Amber
MPS1220U-RA	24-LED Light head, (12) Red/(12) Amber
MPS1220U-AW	24-LED light head, (12) White/(12) Amber
	<b>Accessories</b>
MPSUM6-1	Chrome bezel for (1) MicroPulse Ultra 6
MPSUM6-2	White bezel for (1) MicroPulse Ultra 6
MPSUM12-1	Chrome bezel for (1) MicroPulse Ultra 12
MPSUM12-2	White bezel for (1) MicroPulse Ultra 12
MPSUM3-1	Chrome bezel for (1) MicroPulse Ultra 3
MPSUM3-2	White bezel for (1) MicroPulse Ultra 3

## IMPAXX® 6

- SpectraLux™ multi-color LED technology
- Solaris® LED reflector technology
- Fully-encapsulated waterproof housing
- (25) flash patterns
- Five-year warranty



IPX600B-A

CLASS 1

CAC Title 13



MODEL	DESCRIPTION
IPX600B-A	(6) LEDs Amber, Single color, Clear off-axis lens, horizontal mount
IPX620B-WA	(6) Amber/(6) White LEDs, Clear off-axis lens, horizontal mount

## SignalTech™ LED Lights

- Reflector cell technology enhances brightness and reduces sunlight washout
- Enhances lens design for uniform pattern
- Solid-state components are potted to withstand rugged road conditions



607106-02SB



607102-02SB

CLASS 1 CAC Title 13

MODEL	DESCRIPTION
	<b>Random Flashing Light Kits, 12-24V, 71 quad FPM</b>
607123-02SB	Amber, 4" round (PAR 36) kit
607101-02SB	Amber, 6" oval kit
	<b>STT, Turn, and Backup LED Light Kit Models, 12-24V</b>
607100-04SB	Red, 4" round STT
607102-02SB	Amber, 4" round, turn
607124-05SB	White, 4" round Backup light
607105-04SB	Red, 6" oval STT
607106-02SB	Amber, 6" oval turn
607125-05SB	White, 6" oval Backup light

## Corner LED System (416910/416900)

- Suitable for external and internal use
- (19) built-in selectable flash patterns
- Multiple heads can be synchronized and can flash simultaneously or alternately
- 12-LEDs per light head
- Available in single and dual color models
- Two mounting options; bezel for surface mounting or can be installed in a head lamp
- Three-year warranty



MODEL	DESCRIPTION
	<b>Single color, single-head in-line Corner LED: (1) LED head with in-line flash and cables and black bezel</b>
416910-A	Single corner LED light head with in-line flasher, Amber
416910-W	Single corner LED light head with in-line flasher, White
	<b>Dual color, single-head in-line Corner LED: (1) LED head with in-line flash and cables and black bezel</b>
416900-BA	Dual corner LED light head with in-line flasher, Blue/Amber
416900-RA	Dual corner LED light head with in-line flasher, Red/Amber
416900-AW	Dual corner LED light head with in-line flasher, Amber/White
	<b>Accessories</b>
416900-BZC	Chrome bezel for 416900/416910 series
416900-BZW	White bezel for 416900/416910 series



416910-A



416910-W

## QuadraFlare® 4x3

- Enhanced lens design provides outstanding performance to meet various industry lighting specifications
- Offered with built-in flasher featuring a variety of selectable patterns
- Single model offers both "split" and "solid" flashing capabilities
- LEDs offered in Amber, Blue, Green, Red or White
- Optional chrome-plated trim bezel available
- Five-year warranty



QL43-AA

CLASS 1

CAC Title 13



MODEL	DESCRIPTION
	<b>Warning lights with color lens and built-in flasher</b>
QL43-AA	Amber LEDs, Amber lens
QL43-BB	Blue LEDs, Blue lens
QL43-GG	Green LEDs, Green lens
QL43-RR	Red LEDs, Red lens
	<b>Warning lights with Clear lens and built-in flasher</b>
QL43C-AA	Amber LEDs, Clear lens
QL43C-BB	Blue LEDs, Clear lens
QL43C-GG	Green LEDs, Clear lens
QL43C-RR	Red LEDs, Clear lens
QL43C-WW	White LEDs, Clear lens
	<b>Warning lights, split color with clear lens and built-in flasher</b>
QL43C-AW	Amber/White LEDs, Clear lens
QL43C-RA	Red/Amber LEDs, Clear lens
QL43C -RW	Red/White LEDs, Clear lens
	<b>Brake/Tail/Turn, Backup and Turn Lights</b>
QL43-BACKUP	Backup light, White LEDs, Clear Lens
QL43-BTT	Brake/Tail/Turn, Red LEDs, Red Lens
QL43-TURN	Turn light, Amber LEDs, Amber Lens
	<b>Accessory</b>
QL43MC	Trim bezel, Chrome with gasket

## QuadraFlare® 6x4

- Offered with built-in flasher featuring a variety of selectable patterns
- Single model offers both "split" and "solid" flashing capabilities
- Stop/Tail/Turn, Turn Arrow and Backup light models also available
- LEDs offered in Amber, Blue, Green, Red and White
- Optional chrome-plated trim bezel available
- Five-year warranty



QL64-AA

CLASS 1

CAC Title 13



MODEL	DESCRIPTION
	<b>Warning lights with color lens and built-in flasher</b>
QL64-AA	Amber LEDs, Amber lens
QL64-BB	Blue LEDs, Blue lens
QL64-GG	Green LEDs, Green lens
QL64-RR	Red LEDs, Red lens
	<b>Warning lights with Clear lens and built-in flasher</b>
QL64C-A	Amber LEDs, Clear lens
QL64C-B	Blue LEDs, Clear lens
QL64C-G	Green LEDs, Clear lens
QL64C-R	Red LEDs, Clear lens
QL64C-W	White LEDs, Clear lens
	<b>Brake/Tail/Turn, Arrow, Turn, and Backup lights</b>
QL64-BTT	Stop/Tail/Turn, Red LED, Red lens
QL64-ARROW	Turn arrow, Amber LED, Amber lens
QL64-TURN	Turn light, Amber LED, Amber lens
QL64-BACKUP	Backup light, White LED, Clear lens
	<b>Accessory</b>
QL64MC	Trim bezel, Chrome with gasket



## QuadraFlare® 7x3

- Available with built-in flasher featuring a variety of OEM friendly selectable patterns
- LEDs offered in Amber, Blue, Green, Red and White
- Optional chrome-plated trim bezel available
- Five-year warranty

QL73XF-A



CLASS 1

CAC Title 13



MODEL	DESCRIPTION
	<b>Warning lights with color lens and built-in flasher</b>
QL73-AA	Amber LEDs, Amber lens
QL73-BB	Blue LEDs, Blue lens
QL73-GG	Green LEDs, Green lens
QL73-RR	Red LEDs, Red lens
	<b>Warning lights with Clear lens and built-in flasher</b>
QL73C-AA	Amber LEDs, Clear lens
QL73C-BB	Blue LEDs, Clear lens
QL73C-GG	Green LEDs, Clear lens
QL73C-RR	Red LEDs, Clear lens
QL73C-WW	White LEDs, Clear lens
	<b>Split-LED warning lights with Clear lens and built-in flasher</b>
QL73C-AW	Amber/White LEDs, Clear lens
QL73C-BA	Blue/Amber LEDs, Clear lens
QL73C-RA	Red/Amber LEDs, Clear lens
	<b>Accessory</b>
QL73MC	Trim bezel, Chrome with gasket

## QuadraFlare® 9x7

- Features unique Quad-X patterns
- Available with built-in flasher featuring a variety of OEM friendly selectable patterns
- LEDs offered in Amber, Blue, Green, Red and White
- Optional chrome-plated trim bezel available
- Five-year warranty

QL97XF-A



CLASS 1

CAC Title 13



MODEL	DESCRIPTION
	<b>9x7 Warning lights with color lens and built-in flasher</b>
QL97-AA	Amber LEDs, Amber lens
QL97-BB	Blue LEDs, Blue lens
QL97-GG	Green LEDs, Green Lens
QL97-RR	Red LEDs, Red lens
	<b>9x7 Warning lights with Clear lens and built-in flasher</b>
QL97C-AA	Amber LEDs, Clear lens
QL97C-BB	Blue LEDs, Clear lens
QL97C-GG	Green LEDs, Clear lens
QL97C-RR	Red LEDs, Clear lens
QL97C-WW	White LEDs, Clear lens
	<b>9x7 Split-LED warning lights with Clear lens and built-in flasher</b>
QL97C-AW	Amber/White LEDs, Clear lens
QL97C-BA	Blue/Amber LEDs, Clear lens
QL97C-BW	Blue/White LEDs, Clear lens
QL97C-RA	Red/Amber LEDs, Clear lens
QL97C-RB	Red/Blue LEDs, Clear lens
QL97C-RG	Red/Green LEDs, Clear lens
QL97C-RW	Red/White LEDs, Clear lens
	<b>Brake/Tail/Turn, Arrow, Turn, and Backup lights</b>
QL97-BTT	Brake/Tail/Turn, Red LEDs, Red lens
QL97-ARROW	Arrow, Amber LEDs, Amber lens
QL97-BACKUP	White LEDs, Clear lens
	<b>Accessory</b>
QL97MC	Trim bezel, Chrome with gasket



## QuadraFlare® DOT

- Enhanced lens design provides outstanding performance to meet various industry lighting specifications
- DOT lens for use in backend boxes
- Flasher required for operation
- Weather tight connector
- Sync flashing capability with DOT system flasher
- LEDs offered in Amber, Blue, Green, Red or White
- Brake/Tail/Turn and Backup light models also available
- Five-year warranty



CLASS 1

CAC Title 13



MODEL	DESCRIPTION
	<b>4x3 DOT, Single Color, Color DOT lens (No built-in flasher) with Weather tight Connector</b>
QL43D-A	Amber LEDs, Amber lens
QL43D-B	Blue LEDs, Blue lens
QL43D-G	Green LEDs, Green lens
QL43D-R	Red LEDs, Red lens
QL43D-W	White LEDs, White lens
	<b>4x3 DOT, Dual Color, Clear DOT lens (No built-in flasher) with Weather tight Connector</b>
QL43DD-AB	Amber/Blue LEDs, Clear lens
QL43DD-AG	Amber/Green LEDs, Clear lens
QL43DD-AW	Amber/White LEDs, Clear lens
QL43D-RA	Red/Amber LEDs, Clear lens
	<b>4x3 DOT Brake/Tail/Turn and Backup lights</b>
QL43D-BTT	Brake/Tail/Turn, Red LEDs, Red lens
QL43D-BACKUP	Backup, White LEDs, Clear lens
	<b>7x3 DOT, Dual Color, Clear DOT lens (No built-in flasher) with Weather tight Connector</b>
QL73DD-AB	Amber/Blue LEDs, Clear lens
QL73DD -AG	Amber/Green LEDs, Clear lens
QL73DD -AW	Amber/White LEDs, Clear lens
QL73DD -RA	Red/Amber LEDs, Clear lens
	<b>7x3 DOT Brake/Tail/Turn and Backup lights</b>
QL73D -BTT	Brake/Tail/Turn, Red LEDs, Red lens
QL73D -BACKUP	Backup, White LEDs, Clear lens

## XStream™

- Low-profile design
- Available in single or dual head models
- Each model features two recessed buttons, one to change flash pattern and other for color mode
- (25) flash patterns
- Choice of cigarette plug or wired models
- Five-year warranty



XSM1-WAG

MODEL	DESCRIPTION
	<b>Single head, multicolor LEDs, wire leads, sync capability, Includes versatile mounting brackets</b>
XSM1-WAG	18-LED light head; 6-LED White, 6-LED Amber, 6-LED Green
	<b>Single head, multicolor LEDs cigarette plug, on/off and steady burn switches, Includes versatile mounting brackets</b>
XSM1C-WAG	18-LED light heads; 6-LED White, 6-LED Amber, 6-LED Green
	<b>Dual head, multicolor LEDs, wire leads, sync capability, Includes versatile mounting brackets</b>
XSM2-WAG	(2) 18-LED light heads; 6-LED White, 6-LED Amber, 6-LED Green
	<b>Dual head, multicolor LEDs, cigarette plug, on/off and steady burn switches, Includes versatile mounting brackets</b>
XSM2C-WAG	(2) 18-LED light heads; 6-LED White, 6-LED Amber, 6-LED Green
	<b>Accessories</b>
XSMBKT01	Visor mount kit for use with single or dual head models
XSMBKT02	Adjustable, swivel mount for single or dual head models
XSMBKT03	Headline mount bracket for single or dual head models

## Latitude™ SignalMaster™

- Solaris® LED reflector technology
- ROC (Reliable Onboard Circuitry™) technology
- Available in 6-head or 8-head models
- Three-LEDs per light head
- Both interior and exterior mounting brackets are available; compatible with Federal Signal's SignalMaster™ brackets
- Innovative co-extrusion, polycarbonate housing provides moisture resistance
- Each model includes left, right and center-out warning signals
- Five-year warranty



CLASS 1

CAC Title 13

SOLARIS

ROC  
RELIABLE ONBOARD CIRCUITRY™

MODEL	DESCRIPTION
	<b>6-head, 24.2" model</b>
SL6S-A	(6) Amber LED reflectors, SignalMaster Economy Controller
	<b>8-head, 31.6" model</b>
SL8S-A	(8) Amber LED reflectors, SignalMaster Economy Controller
SL8S-A-50	(8) Amber LED reflectors, SignalMaster Economy Controller, 50-ft cable
	<b>8-head, 48" model</b>
SL8S-A48	(8) Amber LED reflectors, SignalMaster Economy Controller
SL8S-A48-50	(8) Amber LED reflectors, SignalMaster Economy Controller, 50-ft cable

## 8200S SignalMaster™

- Available in 6-head or 8-head models
- Three-LEDs per light head
- 18" whip with water-tight connector standard on all units
- Selectable 15-ft and 30-ft extension cables required
- (14) selectable flash patterns
- Aluminum housing with rail design compatible with (7) mounting brackets
- Optional 8-button controller available
- 12 Vdc Nominal
- Three-year warranty



8200SM8-A-51

MODEL	DESCRIPTION
8200SM8-A-51	8200S SignalMaster, 8-head, Amber, 51"
8200SM8-A-42	8200S SignalMaster, 8-head, Amber, 42"
8200SM6-A	8200S SignalMaster, 6-head, Amber, 31"
	<b>Accessories</b>
SMCABLE-15	15-ft SignalMaster cable, discrete
SMCABLE-30	30-ft SignalMaster cable, discrete
SMCONTROL	SignalMaster controller, cable length 20-ft

## 8200S SignalMaster™ Arrow

- Arrow style lights available in 16-head and 10-head versions
- 18" whip with water-tight connector standard on all units
- Selectable 15-ft and 30ft extension cables required
- (7) selectable flash patterns
- Optional 8-button controller available
- Aluminum housing with rail design compatible with (7) mounting brackets
- 12 Vdc Nominal
- Three-year warranty



8200SMA16-A

MODEL	DESCRIPTION
8200SMA16-A	8200S SignalMaster Arrow, 16-head ((2) 8-head arrow and 8-head stick), Amber
8200SMA10-A	8200S SignalMaster Arrow, 10-head ((2) 4-head arrow and 6-head stick), Amber
8200SMA10-A-2	8200S SignalMaster Arrow, 10-head split, ((2) 4-head arrow and 6-head stick), Amber
	<b>Accessories</b>
SMCABLE-15	15-ft SignalMaster cable, discrete
SMCABLE-30	30-ft SignalMaster cable, discrete
SMCONTROL	SignalMaster controller, cable length 20-ft

## Wireless VisiBeam®

- Ergonomically designed wireless transmitter operates at over 100-ft
- Up to (4) transmitters programmable to operate (1) light
- "Gradual start" enables pinpoint light beam placement
- Continuous 360-degree horizontal and 140-degree vertical adjustment



620200

MODEL	DESCRIPTION
	<b>Permanent Mount</b>
620200	12 Vdc, 100W, (1) wireless control
	<b>Magnetic Mount with cigarette lighter plug</b>
620201	12 Vdc, 100W, (1) wireless control

## Commander® Series Work Lights

- High powered LED work light
- Effective flood light solution
- Adjustable vertical and horizontal mounts
- Vibration resistant construction
- Stainless steel hardware kit and u-bracket included
- 12/24 Vdc
- Three-year warranty



COM1200-SQ



COM750-RND

MODEL	DESCRIPTION
COM1200-RND	1200 Lumen, Round
COM1200-SQ	1200 Lumen, Square
COM750-RND	750 Lumen, Round
COM750-SQ-SB	750 Lumen, Square

## LED Scene Lights

- Features Solaris® LED reflector technology
- Industry standard mounting dimensions
- Meets GSA K-spec for scene lighting
- Five year warranty



QL97LEDSCENE

MODEL	DESCRIPTION
QL97LEDSCENE	Scene light, 9x7, LED, surface mount
QL97LEDSCENE-D	Scene light, 9x7, LED, surface mount with Deutsch connector
QL73LEDSCENE	Scene light, 7x3, LED, surface mount
	<b>Accessories</b>
QL97MC	Trim bezel, 9x7, chrome with gasket
QL73MC	Trim bezel, 7x3, chrome with gasket



## Commander® Series

- Generates up to 28K lumens of super bright white light
- Available in 12/24Vdc, 120VAC, or 240VAC
- Regardless of power source - same high-powered light output
- Slimmest LED lamp head profile in the industry
- Innovative cooling fins provide higher efficiency and more light
- Advanced lens and arrangement of LEDs generate a uniform flood and spot combination light pattern
- Instant-on at full intensity
- White bezel standard, chrome or Black bezel is optional (select models)
- Five-year warranty



MODEL	DESCRIPTION
	<b>Commander, 20K Lumens</b>
COM120	Spot/flood LED light head, 120VAC
COM120-ON-530SW	On/off switch, side mount bottom-raise pole, 2.75" offset brackets, raised pole indicator, 120VAC
COM120-ON-600-603	On/off switch, tri-pod and quick release bracket, 120VAC
COM20K	Spot/flood LED lighthouse, 12/24Vdc
COM20K-ON-530SW	On/off switch, side mount bottom-raise pole, 2.75" offset brackets, raised pole indicator, 12/24Vdc
	<b>Commander, 15K Lumens, 12/24Vdc</b>
COM15K	Spot/flood LED light head
COM15K-530	Side mount bottom-raise pole, 2.75" offset brackets
	<b>Commander LC, 11K Lumens, 12/24Vdc</b>
COMLC11K	Flood LED light head
COMLC11K-540-TW	Side mount pull-up pole, 3.5' offset brackets, top wire exit
COMLC11K-570-ON	Fixed top mount, on/off switch
	<b>Commander LC, 20K Lumens, 12/24Vdc</b>
COMLC20K	Flood LED lamphead
COMLC20K-530SW-H	Side mount bottom-raise pole, 3.5" offset brackets, raised pole indicator
	<b>Commander M, 14K Lumens</b>
COMMS-120	Spot/flood LED light head, 120VAC
COMMS-120-ON-530	On/off switch, side mount bottom-raise pole, 2.75" offset brackets, 120VAC
COMMS-DC	Spot/flood LED light head, 12/24Vdc
COMMS-DC-ON-530	On/off switch, side mount bottom-raise pole, 2.75" offset brackets, 12/24Vdc
	<b>Commander Plus, 28K Lumens</b>
COMX-120	Spot/flood LED light head, 120VAC
COMX-DC	Spot/flood LED light head, 12/24Vdc
	<b>Commander SB, 7K Lumens, 12/24Vdc (Black housing option: -BLA)</b>
COMSB-FLD-CD	Flood lens, white housing, Collins mount
COMSB-FLD-YM	Flood lens, white housing, yoke mount
COMSB-TRP-CD	Trapezoid lens, white housing, Collins mount
COMSB-TRP-YM	Trapezoid lens, white housing, yoke mount
	<b>Commander Strip Lighting</b>
COMSTR-9	9-inch, Compartment light strip, LED
COMSTR-18	18-inch, Compartment light strip, LED
COMSTR-27	27-inch, Compartment light strip, LED
COMSTR-36	36-inch, Compartment light strip, LED
COMSTR-45	45-inch, Compartment light strip, LED
COMSTR-54	54-inch, Compartment light strip, LED
COMSTR-63	63-inch, Compartment light strip, LED
	<b>FireFly Compartment Light, 650 Lumens</b>
COMFF100	Focused Lens, DC, Surface Mount
COMFF110	Flood Lens, DC, Surface Mount

## MB1 LED Message Board

- Includes hardware kit with mount brackets and carriage bolts
- Board connects to controller via CAT5 serial cable
- LED display can be "dimmed" to adjust message contrast
- System comes equipped with a default message set
- PC software allows administrator to create custom message sets
- MB1 memory capacity can hold over 500 messages



MB1-A

MODEL	DESCRIPTION
MB1-A	Public Safety messaging system with Amber LED message display and controller, 12-Vdc
MB1-G	Public Safety messaging system with Green LED message display and controller, 12-Vdc

## PBX Series Push Bumper

- Mount kit and hardware included
- Center cross plate and uprights are pre-drilled for mounting extra lights
- Heavy duty 4 gauge steel uprights
- 14-gauge steel top channels
- Wide rubber strips measure 2-3/4 inches
- Does not interfere with SRS airbag system
- Lower tube for extra protection and strength
- Includes black stainless steel hardware used on all visible fasteners
- E-coated / Black powder coat for bumpers and top channels
- Three year warranty



PBX06 (lights and speaker, sold separately)

MODEL	DESCRIPTION
	<b>Push Bumper</b>
PBX06	Ford F150, Push Bumper
	<b>Top Channels – order one with each push bumper</b>
PBX-TC2L-4	Two-light top channel for Chevy Tahoe/ Ford F150 truck bumpers, use with two MPS600, MPS600U, or MPS620U lights (sold separately)
PBX-TC4L-4	Four-light top channel for Chevy Tahoe/ Ford F150 truck bumpers, use with four MPS600, MPS600U, or MPS620U lights (sold separately)
	<b>Wing Wrap</b>
PBXW-FRD15	Ford F150 Wing Wrap

## 4300SS Quad Mounting Box

- 3/16-inch stainless steel
- Ideal for weld-on, bolt-on or flat-mount kit mounting
- Includes internal steel mounting frame for use with QL43Z lights
- Quadraflares available in single and dual head versions (sold separately)
- Three year warranty



MODEL	DESCRIPTION
	<b>4x3 DOT Mounting Box</b>
4300SS	4-head mount box for QL43Z models
	<b>Wires and Connectors</b>
605015-30	30-ft-TPR cable with weather tight connector, for single color heads
605015-30-D	30-ft-TPR cable with weather tight connector, for dual color heads
605200D	Kit, weather tight connector, two pin (for single color heads)
605300D	Kit, weather tight connector, three pin (for dual color heads)



## Mounting Boxes

### 4x3 and 7x3 QuadraFlare DOT Mounting Boxes

- Available in 1-, 2- and 3-up versions
- Constructed with 3/16" stainless steel
- Welds to vehicle body
- Sold in pairs
- Includes internal steel mounting frame for 4x3 and 7x3 QuadraFlare DOT models
- Pre-punched mounting holes on side for MicroPulse™ Ultra 3 (horizontal orientation)
- Open corners to allow for drainage
- Three-year warranty

### SignalTech Oval Mounting Boxes

- 1-up, 2-up and 3-up versions
- Cold rolled steel (with zinc plating)
- Welds or bolts to vehicle body
- Sold in pairs
- Fits SignalTech® LED oval lights
- Three-year warranty



305103SSG



305102SSG



305101SSG

(Lights sold separately)



304303SSG

(Lights sold separately)

MODEL	DESCRIPTION
<b>7x3 DOT Quadraflare Mounting Boxes</b>	
307301SSG	1-up pair for QL73D models
307302SSG	2-up pair for QL73D models
307303SSG	3-up pair for QL73D models
<b>4x3 DOT QuadraFlare Mounting Boxes</b>	
304301SSG	1-up pair for QL43D models
304302SSG	2-up pair for QL43D models
304303SSG	3-up pair for QL43D models
<b>SignalTech Oval Mounting Boxes</b>	
305101SSG	1-up pair for SignalTech LED oval models
305102SSG	2-up pair for SignalTech LED oval models
305103SSG	3-up pair for SignalTech LED oval models

## DOT System Flasher

- Two-programmable modes of operation, priority to mode 2
- Power pass-through feature
- (14) Flash patterns
- SAE compliant, true random flash pattern
- Potted PC board in polycarbonate housing
- Removable wiring headers and fast disconnect power block for easy serviceability
- Individual zone activation
- Supports Spectralux® dual color feature
- Total system power up to 35 Amps
- Three-year warranty



605010

MODEL	DESCRIPTION
605010	8-channel, 4-zone flasher
<b>Cables</b>	
605010-30	30-ft TPR cable with weather tight connector
605010-60	60-ft TPR cable with weather tight connector
605010-30-D	30-ft TPR cable with weather tight connector
605010-60-D	60-ft-TPR cable with weather tight connector, for single color heads
605200D	Kit, weather tight connector, two pin (for single color heads)
605300D	Kit, weather tight connector, three pin (for dual color heads)

## IMPAXX® Wing Plow Light

- Solaris LED reflector technology
- Superior warning with (6) high-powered LEDs
- Lighthouse is fully encapsulated in a cast aluminum housing
- Suitable for mounting on wing plow tips
- Rugged weather resistant TPR cable with weather tight connector
- Flasher required for operation as part of a complete DOT lighting package
- SAE Class 1, J595
- Five-year warranty



IPX602B-WPL

MODEL	DESCRIPTION
IPX602B-WPL	Horizontal IPX Wing Plow Light, Clear lens, Amber

## 2012 Series Backup Alarms

- Alarms have a wide range of decibel and voltage options
- Solid-state design protects and resists the effects of vibration
- Sealed unit protects internal components from moisture and contaminants



210238-W

210238-S

MODEL	DESCRIPTION
210238-S	2012 Alarm, 87 dB(A), 12-24 Vdc, stud terminals
210239-S	2012 Alarm, 97 dB(A), 12-24 Vdc, stud terminals
210240-S	2012 Alarm, 102 dB(A), 12-24 Vdc, stud terminals

## Evacuator® Plus and Specialty Alarms

- Alarms have a wide range of decibel and voltage options
- Solid-state design protects and resists the effects of vibration
- Sealed unit protects internal components from moisture and contaminants



210502



2103330SSG

MODEL	DESCRIPTION
	<b>Evacuator Plus Models</b>
210330SSG	Dual-function, 12-48 Vdc, 87 dB
210331SSG	Dual-function, 12-48 Vdc, 97 dB
210333SSG	Dual-function, 12-48 Vdc, 107 dB
210335SSG	Dual-function, 12-48 Vdc, 112 dB
	<b>Reactor Model</b>
210502SSG	107 dB and 112 dB (manually adjustable), 12-24 Vdc



Mobile Camera Systems

- 5.6" TFT color LCD monitor
- Automatic triggering through individual camera trigger wires
- Individual camera setting that is normal view or mirror-image view
- Easy to set-up with minimal connections
- Two-year warranty



MODEL	DESCRIPTION
	<b>Mobile Camera System Kit</b>
CAMSET56-NTSC-2	5.6" Monitor Mobile Camera System (5.6" Monitor, (1) CAMCCD-REARNTSC, (1) 65.5-ft camera cable)
CAMSET70-NTSC4B	7.0" Monitor Mobile Camera System (7.0" Monitor, (1) CAMCCD-REARNTSC, (1) 65.5-ft camera cable)
	<b>Additional Camera options</b>
CAMCCD-REARNTSC	Rear-view camera, Sony CCD, 16 IR LEDs and photosensor for night vision, microphone, IP68
CAMCCD-FLSHNTSC	Flush-mount camera, Sony CCD, IP68
	<b>Additional Cable options</b>
CAMCABLE-5	16.5' (5 m) camera extension cable with waterproof connector
CAMCABLE-10	33' (10 m) camera extension cable with waterproof connector
CAMCABLE-15	49' (15 m) camera extension cable with waterproof connector
CAMCABLE-20	65.6' (20 m) camera extension cable with waterproof connector
CAMCABLE-40	131.2' (40 m) camera extension cable with waterproof connector




**www.fedsig.com**

Join Us:    
FederalSignalFR



Main Office / Factory  
2645 Federal Signal Drive, University Park, IL 60484  
Tel.: 800-824-0254  
E-Mail: [amberorders@fedsig.com](mailto:amberorders@fedsig.com)  
Web: [www.fedsig.com](http://www.fedsig.com)



All others indicated are trademarks of Federal Signal Corporation.

©2020 Federal Signal Corporation. Printed in U.S.A.  
M13000 | 122020



## SSG TERMS AND CONDITIONS OF SALE (Goods and Services)

Effective 11-22-2021

1. **DEFINITIONS.** In these Terms and Conditions of Sale, "Seller" means Federal Signal Corporation, including any division or subsidiary of Federal Signal Corporation; "Buyer" means the person or entity that placed the order or on whose behalf the order is placed; "Goods" means the goods identified in Seller's acknowledgment of Buyer's order; "Services" means the services identified in Seller's acknowledgment of Buyer's order; "Contract" means the written agreement (which shall include these Terms and Conditions) between Buyer and Seller for the supply of the Goods and/or provision of Services; and "Contract Price" means the price payable to Seller by Buyer for the Goods and/or Services.
2. **ORDERS; CONTRACT.** All orders must be in writing. The buyer understands and agrees that any order, upon Acceptance by Seller, shall be subject to these Terms and Conditions of Sale. Seller objects to and shall not be bound by any additional or different terms, whether printed or otherwise, in Buyer's order or in any other communication from Buyer to Seller, or any trade usage or course of dealing between Buyer and Seller, unless expressly agreed to in writing by Seller in Seller's acknowledgment of Buyer's order. If the details of the Goods or Services described in Seller's quotation differ from those set out in Seller's acknowledgment, the latter shall apply. Seller reserves the right to make minor modifications and/or improvements to the Goods before delivery provided that the performance of the Goods is not adversely affected and that neither the Contract Price nor the delivery date is affected.
3. **EFFECTIVE DATE; CANCELATION.** The Contract shall become effective only upon the date of acceptance of Buyer's order by Seller's written acknowledgment or upon Seller's commencement of performance, whichever is first ("Acceptance"). Buyer may not cancel or change an order after Acceptance by Seller without the written consent of Seller. Notwithstanding the foregoing, Seller may, in its sole discretion, agree to a written request from Buyer for cancellation of an open order under the following conditions: Seller shall be subject to cancellation charges equal to the greater of (i) 110% of the cost of work completed and/or custom materials purchased at the time the request is delivered, or (ii) a percentage of the canceled portion of the Contract calculated as follows:  
  
10% - if canceled more than 2 weeks from the Effective Date;  
20% - if canceled more than 4 weeks from the Effective Date;  
40% - if canceled more than 6 weeks from the Effective Date;  
80% - if canceled more than 8 weeks from the Effective Date.  
  
Cancellation Schedule - Services:  
If services are canceled within 1 week of the scheduled mobilization date; 110% of unrecoverable out-of-pocket costs + 50% of scheduled services will be charged. If services are canceled within 2 days of the scheduled mobilization date; 110% of unrecoverable out-of-pocket costs + 100% of scheduled services will be charged.
4. **PRICE AND PAYMENT TERMS.** Unless previously withdrawn, Seller's quotation is open for acceptance within the period stated therein or, when no period is so stated, within thirty days after its date of issuance to Buyer. Prices are subject to increase by Seller based on Seller's prices in effect at the time of shipment in all instances where the specified shipment date is more than 30 days from the date of the order from Buyer. Unless otherwise specified in the Contract or Seller's applicable price list, prices are FOB Seller's point of shipment, and the terms of payment are NET 30 days from the date of invoice. Amounts not paid when due shall bear interest for each day after the due date calculated at the annual rate of 18% or the highest rate permitted by law, whichever is less. Freight, packing and handling will be charged at Seller's standard rates, which are available upon request by Buyer. If the contract is for more than one unit of Goods, the Goods may be shipped in a single lot or in several lots at the discretion of Seller. In such event, each such shipment shall be paid separately and Buyer shall be responsible for all transportation charges. Seller may require full or partial payment or payment guarantee in advance of shipment whenever, in its opinion, the financial condition of Buyer so warrants. Payment by credit card may be subject to a service charge.  
  
Seller reserves the right to increase the quoted order price at any time before delivery to Buyer to reflect any increase in Seller's costs to manufacture or deliver the ordered product due to any factor beyond the reasonable control of Seller. Seller shall provide Buyer with prompt electronic notice of any such price increase. Buyer shall have five days from receipt of such notice to cancel its order, absent which Buyer shall be deemed to have consented to the price increase.
5. **TITLE; RISK OF LOSS.** Title to, ownership of, and risk of loss or damage to the Goods shall pass to the Buyer, and Buyer shall be responsible for insurance of the Goods, upon delivery of the Goods to the carrier. Alternatively, if it is expressly stated in the Contract that Seller is to procure insurance for the Goods after delivery to the carrier, such insurance will be charged at the carrier's standard rates. "FOB" and any other delivery term used in the Contract shall be defined in accordance with the latest version of Incoterms. Buyer shall have sole responsibility for processing and collection of any claim of loss against the carrier.
6. **TAXES.** Prices do not include taxes. Buyer shall pay Seller, in addition to the price of the goods, any applicable excise, sales, use or other tax (however designated) imposed upon the sale, production, delivery or use of the Goods or Services ordered to the extent required or not forbidden by law to be collected by Seller from Buyer, whether or not so collected at the time of the sale, unless valid exemption certificates acceptable to the taxing authorities are furnished to Seller before the date of invoice.



7. **DELIVERY; FORCE MAJEURE.** Unless otherwise stated in Seller's quotation, all periods stated for delivery or completion run from the Effective Date and are to be treated as estimates only and are not guaranteed. If Seller is delayed in or prevented from performing any of its obligations under the Contract due to the acts or omissions of Buyer or its agents, the delivery/completion period and the Contract Price shall both be adjusted as necessary. If delivery is delayed due to any act or omission of Buyer, or if having been notified that the Goods are ready for shipment, Buyer fails to take delivery or provide adequate shipping instructions, Seller shall be entitled to place the Goods into storage at Buyer's expense. Upon placing the Goods into storage, delivery shall be deemed to be complete, risk in the Goods shall pass to Buyer and Buyer shall pay Seller accordingly. The Contract (other than Buyer's obligation to pay all sums due to Seller in accordance with the Contract) shall be suspended, without liability, in the event and to the extent that its performance is prevented or delayed due to any circumstance beyond the reasonable control of the party affected, including but not limited to: Act of God, war, armed conflict or terrorist attack, riot, fire, explosion, accident, flood, disease, health epidemic or pandemic, sabotage; governmental decisions or actions (including but not limited to prohibition of exports or re-exports or the failure to grant or the revocation of applicable export licenses), or labor trouble, strike, lockout or injunction. Seller shall have no obligation to deliver any hardware, software, services or technology unless and until it has received any necessary licenses or authorizations or has qualified for general licenses or license exceptions under applicable import, export control and sanctions laws, regulations, orders and requirements, as they may be amended from time to time (including without limitation those of the United States, the European Union and the jurisdiction in which Seller is established or from which the items are supplied). If for any reason any such licenses, authorizations or approvals are denied or revoked, or if there is a change in any such applicable laws, regulations, orders or requirements that would prohibit Seller from fulfilling the Contract or would in the reasonable judgment of Seller otherwise expose Seller to a risk of liability under applicable laws, regulations, orders or requirements, Seller shall be relieved without liability of all obligations under the Contract. If either party is delayed or prevented from performance of its obligations by reason of this clause for more than 180 consecutive calendar days, either party may terminate the then unperformed portion of the Contract by notice in writing given to the other party, without liability provided that Buyer shall be obliged to pay the reasonable cost and expense of any work in progress and to pay for all Goods delivered and Services performed as at the date of termination. Seller may deliver by installments, and each delivery shall constitute a separate Contract. Failure by Seller to deliver any one or more of the installments in accordance with their terms shall not entitle Buyer to terminate the whole Contract or treat it as Repudiated.
8. **INSPECTION.** Buyer shall inspect the goods immediately upon the receipt thereof. All claims for shortfalls in quantity or for incorrect delivery or for any alleged defect in Seller's performance under this Contract, capable of discovery upon reasonable inspection, must be fully set forth in writing and received by Seller within five days of Buyer's receipt of the Goods. Failure to make any such claim within said period shall constitute a waiver of such claim and an irrevocable acceptance of the Goods by Buyer.
9. **DEDUCTIONS AND RETURNS.** Buyer must contact the factory before returning any merchandise. Goods in new, unused and undamaged condition that are resalable as new products without modification or repackaging may be returned to Seller for credit only upon the Seller's prior written consent (such consent to be in the sole discretion of Seller) and upon terms specified by Seller, including prevailing restocking, freight, and handling charges. A Return Material Authorization (RMA) must be obtained before returning merchandise for credit. All returns are subject to inspection of merchandise and any defects in the units will be charged back to the Buyer at the cost of parts and labor. Credit deductions will not be honored unless covered by an RMA. Buyer assumes all risk of loss for such returned goods until actual receipt thereof by Seller. Agents of Seller are not authorized to accept returned goods or to grant allowances or adjustments with respect to Buyer's account.
10. **LIMITED WARRANTY.**
- NOTICE: IF ANY GOODS, INCLUDING ANY COMPONENT PART OF ANY GOODS, OR SERVICES SOLD BY SELLER ARE ACCOMPANIED BY A SEPARATE MANUFACTURER'S WARRANTY COVERING SUCH GOODS OR SERVICES, THE TERMS OF SUCH WARRANTY, INCLUDING ALL IMITATIONS OF SUCH WARRANTY, SHALL GOVERN THOSE GOODS OR SERVICES, AND ANY WARRANTY OF SELLER OTHERWISE APPLICABLE TO SUCH GOODS OR SERVICES SHALL NOT APPLY.**
- A. Goods. Subject to the foregoing, Seller's limited warranty for any new Goods which are the subject of any Seller's acknowledgment of Buyer's order may be found at [www.fedseq.com/SSG-Warranty](http://www.fedseq.com/SSG-Warranty), or maybe obtained by writing to Federal Signal Corporation, 2645 Federal Signal Drive, University Park, IL 60484; by email to [info@federalsignal.com](mailto:info@federalsignal.com); or by calling 708/534-3400.
- B. Services Seller warrants that Services provided by Seller will be performed with all reasonable skill, care and diligence and in accordance with standard industry practice. Seller will correct defects in Services provided by Seller and reported to Seller within ninety days after completion of such Services. Services corrected in accordance with this Section shall be subject to the foregoing warranty for an additional ninety days from the date of completion of correction of such Services.
11. **REMEDIES AND LIMITATIONS OF LIABILITY.** The remedies contained the preceding paragraph constitute the sole recourse against Seller for breach of any of Seller's obligations under the Contract, whether of warranty or otherwise. In no event shall Seller be liable for consequential damages nor shall Seller's liability on any claim for any direct, incidental, consequential or special damages arising out of or connected with the Contract, or the manufacture, sale, delivery or use of the Goods or Services exceed the purchase price of the Goods or Services. The term "consequential damages" shall include, but not be limited to, loss of anticipated profits, business interruption, loss of use, revenue, reputation and data, costs incurred, including without limitation, for capital, fuel, power and loss or damage to property or equipment. It is expressly understood that any technical advice furnished by Seller with respect to the use of the Goods is given without charge, and Seller assumes no obligation or liability for the advice given, or results obtained, all such advice being given and accepted at Buyer's risk.
12. **LIMITED INDEMNITY AGAINST INFRINGEMENT.** Seller shall, at its own expense, defend any litigation resulting from sale of the Goods to the extent that such litigation alleges that the Goods or any part thereof infringes any United States patent, copyright, or trademark, provided that such claim does not arise from the use of the Goods in combination with equipment or devices not made by Seller or from modification of the Goods, and further provided that Buyer notifies Seller immediately upon its obtaining notice of such impending claim and cooperates fully with Seller in preparing a defense. If Buyer provides to Seller the authority, assistance, and information Seller needs to defend or settle such claim, Seller shall pay any final award of damages in such suit and any expense Buyer incurs at Seller's written request, but Seller shall not be liable for a settlement made without its prior written consent. If the Goods are held to be infringing and the use thereof is enjoined, Seller shall, at its option, either (i) procure for the Buyer the right to use the Goods, (ii) replace the Goods with others which do not constitute infringement, or (iii) remove the infringing Goods and refund the payment(s) made therefor by Buyer. The foregoing states the Buyer's sole remedy for, and Seller's entire liability and responsibility for, infringement of any patent, trademark, or copyright relating to the Goods provided hereunder. **THIS LIMITED INDEMNITY IS IN LIEU OF ANY OTHER STATUTORY OR IMPLIED WARRANTY AGAINST INFRINGEMENT.**



13. **INTELLECTUAL PROPERTY RIGHTS.** All drawings, data, designs, tooling, equipment, procedures, engineering changes, inventions, trade secrets, copyrights, mask works, source code, object code, patents, patent applications, know-how, computer and/or product software and all parts thereof, trademarks and all other information, technical or otherwise which was developed, made or supplied by or for Seller in the production of any Goods or Services sold hereunder will be and remain the sole property of Seller (or its licensors, if any). Buyer agrees not to reverse engineer any Goods purchased Hereunder.
14. **EXPORT REGULATIONS.** Buyer agrees to comply fully with all laws and regulations concerning the export of goods from the United States, including, but not limited to Export Administration Rules ("EAR"), regulations of the Office of Foreign Asset Control ("OFAC"), International Traffic in Arms Regulations ("ITAR"), as well as Denial Order and Entry lists under EAR and Specially Designated Nationals and Blocked Persons list under OFAC regulations.
15. **INSTALLATION.** In those circumstances where Seller has agreed to install Goods for Buyer, the following provisions shall control:
- A. Responsibility. Installation shall be by Buyer unless otherwise specifically agreed to in writing by Seller.
- B. Receiving Product and Staging Location. Buyer is responsible to receive, store and protect all Goods intended for installation purposes, including, but not exclusively, siren equipment, poles, batteries, and installation materials. Materials received in cardboard containers must be protected from all forms of precipitation. Additionally, Buyer is to provide a staging area of an appropriate size for installation contractors to work from and to store equipment overnight.
- C. Installation Methods & Materials. Installation is based on methods and specifications intended to meet applicable safety and installation codes and regulations. Design changes required by Buyer may result in additional charges. D. Radio Frequency Interference. Seller is not responsible for RF transmission and reception affected by system interference beyond its control.
- E. Installation Site Approval. Buyer must provide signed documentation to Seller, such as the "WARNING SITE SURVEY FORM" or a document with the equivalent information, that Seller is authorized to commence installation at the site designated by Buyer before Seller will commence installation. Once installation has started at an approved site, Buyer is responsible for all additional costs incurred by Seller for redeployment of resources if the work is stopped by Buyer or its agents, property owners, or as the result of any governmental authority or court order, or if it is determined that installation is not possible at the intended location, or the site is changed for any reason by the Buyer.
- F. AC Power Hookup. Buyer is responsible to coordinate and pay for all costs to bring proper AC power to the electrical service disconnect installed adjacent to the controller cabinet, unless these services are quoted by Seller. G. Permits & Easements. Seller will obtain and pay for electrical and right-of-way work permits as necessary for installations. Buyer is responsible for obtaining and payment of all other required easements, permits, or other fees required for installation, unless specifically quoted.
- H. Soil Conditions Clause. In the event of poor site conditions including, but not limited to rock, cave-ins, high water levels, or inability of soil to provide stable installation to meet specifications, Seller will direct installation contractors to attempt pole installation for a maximum of 2 hours. Buyer approval will be sought when pole installation exceeds 2 hours and abandoned if Seller cannot obtain approval in a timely manner.
- I. Contaminated Sites. Seller is not responsible for cleanup and restoration of any installation sites or installer equipment where contaminated soil is encountered. Seller will not knowingly approve installation at any site containing contaminants. Buyer must inform Seller when known or suspected soil contaminants exist at any intended installation site.
- J. Site Cleanup. Basic installation site cleanup includes installation debris removal, general site cleanup, and general leveling of affected soil within 30' of the pole. Additional site restoration quotes are available.
- K. Waste Disposal. Buyer is responsible for providing disposal of all packing materials including shipping skids and containers.
- L. Work Hours. All installation quotes are based on the ability to work outdoors during daylight hours and indoors from 7 AM to 7 PM Monday through Saturday. Work restrictions or limitations imposed by Buyer or its agents may result in additional charges being assessed to Buyer for services.
- M. Project Reporting. Installation & Service Progress Reports will be provided on a regular basis, normally every week during active installation, unless pre-arranged otherwise by mutual agreement.
- N. Safety Requirements & Compliance. Seller requires that all subcontractors and their employees follow applicable laws and regulations pertaining to all work performed, equipment utilized and personal protective gear common to electrical and construction site work performed in the installation of Seller equipment. Additional safety compliance requirements by Buyer may result in additional charges assessed to Buyer for the time and expenses required to comply with the additional requirements.
16. **ASSIGNMENT AND SUBCONTRACTING.** Seller may assign its rights and obligations by giving Buyer written notice thereof but without being obligated to obtain Buyer's consent prior thereto. In the event of an assignment, Seller shall be discharged of any liability pursuant to those purchase orders which have been assigned or delegated. Customer may not assign its rights nor delegate its obligations under any or all of its purchase orders unless Seller's written consent is obtained prior thereto and any such assignment or delegation without such consent shall be void.
17. **DEFAULT, INSOLVENCY AND CANCELTION.** Seller shall be entitled, without prejudice to any other rights it may have, to cancel the Contract immediately, in whole or in part, by notice in writing to Buyer, if (a) Buyer is in default of any of its obligations under the Contract and fails, within 20 (twenty) days of the date of Seller's notification in writing of the existence of the default, either to rectify such default if it is reasonably capable of being rectified within such period or, if the default is not reasonably capable of being rectified within such period, to take and diligently continue action to remedy the default or (b) on the occurrence of an Insolvency Event in relation to Buyer. "Insolvency Event" in relation to Buyer means any of the following: (i) a meeting of creditors of Buyer being held or an arrangement or composition with or for the benefit of its creditors being proposed by or in relation to Buyer; (ii) a receiver, administrator or similar person taking possession of or being appointed over or any distress, execution or other process being levied or enforced (and not being discharged within seven days) on the whole or a material part of the assets of Buyer; (iii) Buyer ceasing to carry on business or being unable to pay its debts; (iv) Buyer or its equity holders or the holder of a qualifying floating charge giving notice of their intention to

appoint, or making an application to the court for the appointment of, an administrator; (v) a petition being presented (and not being discharged within 30 days) or a resolution being passed or an order being made for the administration or the winding-up, bankruptcy or dissolution of Buyer; or (vi) the happening in relation to Buyer of an event analogous to any of the above in any jurisdiction in which it is incorporated or resident or in which it carries on business or has assets. Seller shall be entitled to recover from Buyer or Buyer's representative all costs and damages incurred by Seller as a result of such default or cancellation, including all costs of collection and a reasonable allowance for overheads and profit (including but not limited to loss of prospective profits and overheads).

18. **SEVERABILITY.** If any term, clause or provision contained in the sales contract is declared or held invalid by a court of competent jurisdiction, such declaration or holding shall not affect the validity of any other term, clause or provision herein contained.
19. **NO WAIVER.** No waiver by either party with respect to any breach or default or of any right or remedy and no course of dealing or performance, shall be deemed to constitute a continuing waiver of any other breach or default or of any other right or remedy, unless such waiver be expressed in writing and signed by the party to be bound.
20. **NOTICES.** All notices and claims in connection with the Contract must be in writing.
21. **INTEGRATION.** These terms and conditions supersede all other communications, negotiations and prior oral or written statements regarding the subject matter of these terms and conditions.
22. **GOVERNING LAW AND LIMITATIONS.** The formation and performance of the sales contract shall be governed by the laws of the State of Illinois. Venue for any proceeding initiated as the result of any dispute between the parties that arises under this Agreement shall be either the state or federal courts in Cook or DuPage County, Illinois. Whenever a term defined by the Uniform Commercial Code as adopted in Illinois is used in these standard terms, the definition contained in said Uniform Commercial Code is to control. Any action by the Buyer for breach of the sales contract or any covenant or warranty contained herein must be commenced within one year after the cause of action accrued.
23. **U.N. CONVENTION.** Pursuant to Article 6 of the United Nations Convention on Contracts for the International Sale of Goods (the "UN Convention"), the Parties agree that the UN Convention shall not apply to this Agreement.





## LIMITED WARRANTY POLICY

Effective September 23, 2022

Federal Signal Corporation ("Federal Signal"), subject to the terms, conditions and exceptions contained herein, warrants each NEW product to be free from defects in material and workmanship, under normal and proper use, care, maintenance and required service only. Start of Warranty, Warranty periods and exceptions to the foregoing Limited Warranty are contained on the Schedule of Products included in this document and are subject to change at the sole discretion of Federal Signal.

### SPECIFIC EXCLUSIONS AND EXCEPTIONS

This Limited Warranty does NOT apply nor is it extended to products that are not manufactured by Federal Signal. These products may be covered by a separate limited warranty provided by the particular manufacturer and all claims and questions regarding the same are to be directed to the particular manufacturer. Goods sourced by Seller from a third party for resale to Buyer shall carry only the warranty extended by the original manufacturer.

Domes, lenses, lamps and batteries installed on Federal Signal products are specifically excluded. Repair or replacement of any product(s) or part(s) under this warranty does NOT extend the term of this warranty, and such product(s) or part(s) shall remain covered by the unexpired portion of the warranty period or for ninety (90) days from the date of return to Federal Signal, whichever is later. This limited warranty applies ONLY to the initial or first installation of the product. This limited warranty shall not apply to products (1) that have been subjected to neglect, abuse, misuse, improper installation, inadequate maintenance, or damage due to improper use of cleaning or cleaning materials or chemicals, or non-compliance with Federal Signal's storage, installation, operation, maintenance or environmental requirements; (2) that have undergone any modification or repair not previously authorized by Federal Signal in writing, or service, repair or modification by or from any facility other than an authorized Federal Signal service center or technician, or that use non-authorized software or spare or replacement parts; or (3) that fail due to reasonable and normal use or wear and tear, or materials made, furnished or specified by the Buyer or end user.

During the specific warranty periods set forth below, Federal Signal will, at its sole option, repair or replace the product(s) or particular part(s) that are found to be defective in either material or workmanship or, in its sole discretion refund the purchase price for such product(s) or part(s), which are returned or delivered, transport or shipping prepaid by the Buyer or end user, to either Federal Signal or its designated and authorized warranty service center. This limited warranty does not cover travel expenses, the cost of specialized equipment for gaining access to the product(s) or part(s), or labor charges for removal and re-installation of the product.

No person or affiliated company representative is authorized to alter the terms of this warranty, to give any other warranties, to extend the term or duration of this warranty, or to assume any other liability on behalf of Federal Signal in connection with the sale, servicing or repair of any product manufactured by the Federal Signal.

Federal Signal reserves the right to make design changes and improvements in its products without imposing any obligation upon itself to change or improve previously manufactured products.

The use in the product of any part other than parts approved by Federal Signal may invalidate this warranty. Federal Signal reserves the right to determine, in its sole discretion, if the use of non-approved parts invalidates this warranty.

THIS WARRANTY IS IN LIEU OF ALL OTHER WARRANTIES, EXPRESS OR IMPLIED, INCLUDING, WITHOUT LIMITATION, WARRANTIES OF MERCHANTABILITY AND FITNESS FOR A PARTICULAR PURPOSE, AND REGARDLESS OF ANY FAILURE OF ESSENTIAL PURPOSE. ALL OTHER WARRANTIES OF WHATSOEVER KIND AND NATURE, WHETHER EXISTING IN CONTRACT OR AT LAW, ARE HEREBY AND FOREVER DISCLAIMED.

UNDER NO CIRCUMSTANCES WILL FEDERAL SIGNAL BE LIABLE OR RESPONSIBLE FOR SPECIAL, COMPENSATORY, INCIDENTAL, CONSEQUENTIAL OR PUNITIVE DAMAGES, LOST PROFITS, LOST SALES, OR LOSS OF USE OR LOSS OF BUSINESS OPPORTUNITY BY OR THROUGH THE USE OF THE PRODUCT. FEDERAL SIGNAL'S SOLE AND MAXIMUM LIABILITY WITH RESPECT TO THE PRODUCT, OTHER THAN ITS OBLIGATIONS SET FORTH ABOVE, SHALL BE THE TOTAL PURCHASE PRICE PAID FOR THE PRODUCT.



## LIMITED WARRANTY — schedule of products

Federal Signal Corporation – Public Safety Systems Division (Police, Fire/EMS, Work Truck)

	Warranty Period for Parts replacement from the date of manufacture stamped on the product	Warranty period for Factory Labor from the date of delivery to the first user-purchaser
<b>STANDARD WARRANTY COVERAGE</b>		
<b>AUDIBLE</b>		
Mounts, brackets, all other products not specifically listed below	3 years	3 years
<b>Speakers</b>	2 years	1 year
<b>Platinum 3000 Series</b>	5 years	5 years
<b>Pathfinder</b>	5 years	5 years
<b>LED Products</b>		
<b>All LED (Light Emitting Diode) products unless otherwise noted</b>	5 years	5 years
<b>LED rotating light assemblies from all light bars and beacons</b>	5 years	5 years
<b>MicroPulse LED lights</b> (shipped prior to January 1, 2021)	3 years	3 years
<b>MicroPulse LED lights</b> (shipped on or after January 1, 2021)	5 years	5 years
<b>416300 Series</b> (shipped prior to January 1, 2021)	3 years	3 years
<b>416300 Series</b> (shipped on or after January 1, 2021)	5 years	5 years
<b>MB1 LED Message Board</b>	3 years	3 years
<b>Commander Series Flex</b>	3 years	3 years
<b>COM550, COM750, COM1200</b>	3 years	3 years
<b>4200S, 4200S SignalMaster, 4200S SignalMaster Arrow</b>	3 years	3 years
<b>8200S, 8200S Signal Master, 8200S SignalMaster Arrow</b>	3 years	3 years
<b>COMFL Blue Forklift LED</b>	2 years	2 years
<b>SignalTech Lights</b>	3 years	3 years
<b>ICON Series</b>	3 years	3 years
<b>STROBE PRODUCTS</b>		
<b>Strobe flash tubes</b>	1 year	1 year
<b>OTHER PRODUCTS</b>		
<b>Littlite Map lights</b>	5-year warranty on LED components Limited lifetime warranty on mechanical components	5-year warranty on LED components Limited lifetime warranty on mechanical components
<b>Reverse Camera/Monitor Systems</b>	3 years	3 years
<b>Stinger Spike Systems</b>	5 years	5 years
<b>Perimeter Light Programmer</b>	1 year	1 year
<b>DOT Flasher, Mounting Boxes, and Heated Lens</b>	3 years	3 years
<b>Atkinson Dynamics Intercoms</b>	2 years	1 year
<b>Switch Boxes SW200, SW300, SW400SS</b>	3 years	3 years
<b>Note: Domes, lenses, lamps, and batteries are NOT covered under warranty.</b>		





## Federal Signal Corporation – Systems Division

PRODUCT*	WARRANTY PERIOD FOR PARTS REPLACEMENT AND FACTORY PERFORMED LABOR**
MECHANICAL SIRENS	
Mechanical Sirens	5 years parts and labor from date of delivery, return to factory for service
ELECTRONIC SIRENS	
MOD Series	2 years parts and labor from date of delivery, return to factory for service
DSA Series	
CONTROLLERS	
SS2000+	2 years parts and labor from date of delivery, return to factory for service
FC Series	
DC Series	
UltraVoice Series	
Speakers	
Informers	1 year parts and labor from date of delivery, return to factory for service
IP Speakers	
100 W Speakers	
ECHO INTERCOMS	
ECHO Intercoms	5 years parts and labor from date of delivery, return to factory for service
OEM PRODUCTS	
PC Equipment	Federal Signal utilizes the original manufacturer's warranty
Field Devices	
Batteries	
UPS Systems	
PABX Systems	
Base Stations	
Solar Equipment	
PAGA	
PAGA	18 months from shipment or 12 months from commissioning system field acceptance whichever is sooner covering parts and labor, return to factory for service
SOFTWARE	
Commander	For more information, <a href="#">click here</a> to refer to the Commander End User License Agreement.
CommanderOne	For more information, <a href="#">click here</a> to refer to the CommanderOne End User License Agreement.
Federal Signal offers extended warranties and software maintenance agreements – contact Federal Signal for further information	
**On-site services not included	
*** Domes, lenses, lamps and batteries installed on Federal Signal products are specifically excluded	
When Federal Signal has provided a turn-key installation including optimization and/or com-missioning services, Federal Signal will provide on-sit warranty service during the first 60-days after completion of the installation.	



**Federal Signal Corporation – Signaling Division**

PRODUCT TYPE		WARRANTY PERIOD FOR PARTS REPAIR OR REPLACEMENT
VISUAL SIGNALS		
Battery Powered Lights		5 years parts and labor from date of delivery. Return to factory for service.
Incandescent Beacons		
LED Beacons		
Panel Mount Lights		
Status Indicators/Stack Lights		
Strobe Beacons		
AUDIBLE DEVICES		
Back-up Alarms		5 years parts and labor from date of delivery. Return to factory for service.
Bells		
Horns		
Intercoms (excludes Atkinson Dynamics)		
Sirens (Model A, L, eSiren)		
Sounders		
Speakers		
Voice Guns		
MISCELLANEOUS		
Amplifiers		5 years parts and labor from date of delivery. Return to factory for service.
Audible/Visual Combination Signals		
Audible and Visual Accessories		
AudioMaster products		
Audio Routers		
Extension Ringers		
Fire Alarms		
Initiating Devices		
Mounts and Brackets		
Power Supplies		
SelecTone® Tone Modules, Connector Kits, Controllers and Command Units		
ATKINSON DYNAMICS		
Intercoms		2 years parts and labor from date of delivery. Return to factory for service.
Speakers		
FOR ALL RETURNS TO FACTORY FOR SERVICE, CONTACT FACTORY AT 708-534-4756, OR BY EMAIL IORDERSUO@FEDSIG.COM		